



# Lenoir-Rhyne Men's Basketball History & Record Book

(updated through the 2015-16 season)



The 2016-17 Lenoir-Rhyne University Men's Basketball Team

# Career Leaders

## Points

Raeford Wells (1953-57).....	2,628
Daniel Willis (1997-01).....	1,980
Bob Ortmyer (1952-56).....	1,902
Jerome Branch (1982-86).....	1,850
John Lentz (1971-74).....	1,755
Mark Lamoreaux (1964-68).....	1,647
Roman Davis (2001-05).....	1,619
Garry Brown (1974-78).....	1,605
Jerry Wells (1959-63).....	1,579
Ken Norman (1956-60).....	1,561

## Rebounds

Bob Ortmyer (1952-56).....	1,203*
Mark Lamoreaux (1964-68).....	1,179
Jerry Wells (1960-63).....	1,043*
Ryan Pitts (2000-04).....	921
Bill Davis (1966-69).....	895
Garry Brown (1974-78).....	859
Ron Carson (1982-86).....	824
Rob Noyes (2012-16).....	720
Rick Peak (1969-73).....	720
Dick Whitis (1957-59).....	690*

\* Stats for Dick Whitis, Bob Ortmyer and Jerry Wells are incomplete due to unavailable stats that season

## Field Goal Percentage (min. 350 field goals made)

Mark Jackson (1986-90).....	(424-733), .578
Larry Lentz (1989-93).....	(417-723), .576
Shawn Hevel (1991-95).....	(357-621), .575
Shun England (1992-96).....	(455-801), .568
Rob Noyes (2012-16).....	(367-659), .557
Ed Miastkowski (1962-65).....	(552-999), .553
Charles Parker (1976-78).....	(500-912), .548
Roman Davis (2001-05).....	(637-1,134), .547
Rick Peak (1969-73).....	(406-749), .542
Rocky Costa (1974-77).....	(446-824), .541
Dick Whitis (1957-59).....	(363-672), .540
Brian Lewis (1991-95).....	(368-682), .540

## Free Throw Percentage (min. 175 free throws made)

Will Perry (2012-16).....	(317-353), .899
R.J. McClure (2010-14).....	(317-364), .871
Mike Cottrell (1988-92).....	(190-219), .868
John Wadsworth (1991-96).....	(239-277), .862
Jody Petty (1987-91).....	(274-321), .853
John Davidson (1968-70).....	(302-355), .850
Bryan Lentz (1995-2000).....	(323-392), .824
Bill Reece (1957-60).....	(263-319), .824
David Wells (1964-68).....	(188-218), .823
Eddie Holbrook (1959-62).....	(188-218), .823

## Scoring Average

Raeford Wells (1953-57).....	(106 gms), 24.8
Charles Parker (1976-78).....	(62 gms), 19.1
Daniel Willis (1997-2001).....	(106 gms), 18.7
Bob Ortmyer (1952-56).....	(106 gms), 17.9
Jeff Haddock (1991-94).....	(90 gms), 16.1
Mark Lamoreaux (1964-68).....	(105 gms), 15.6
Jerome Branch (1982-86).....	(118 gms), 15.6
Roman Davis (2001-05).....	(106 gms), 15.3
Floyd Propst (1953-56).....	(80 gms), 14.8
John Lentz (1970-74).....	(120 gms), 14.6



**Roman Davis (2001-05), a two-time South Atlantic Conference Most Valuable Player, is seventh on LR's all-time scoring list with 1,619 points**

## Rebound Average

Jerry Wells (1960-63).....	12.0
Bill Davis (1966-69).....	11.3
Mark Lamoreaux (1964-68).....	11.2
Ryan Pitts (2000-04).....	8.4
Wes Phillips (1972-75).....	8.1
James Johnson (1983-85).....	7.9
Ron Carson (1982-86).....	7.1
Garry Brown (1974-78).....	7.0
Rick Peak (1969-73).....	6.7
Buster Mann (1970-73).....	6.6

Note: Stats are complete for last 30+ years; Bob Ortmyer, (1,205 reb. in two seasons); Dick Whitis (690 reb. in two seasons); Raeford Wells (621 reb. in one season) could make top-10, but their % are unavailable.

## Assists

John Lentz (1971-74).....	524
Rashad Price (2000-04).....	469
Josh Rudder (2004-09).....	463
Jody Petty (1987-91).....	459
Bryan Lentz (1995-2000).....	388
Jeff Haddock (1991-94).....	373
Garry Brown (1974-78).....	370
Shun England (1992-96).....	358
John Wadsworth (1991-96).....	305
Pete Davis (1982-85).....	302
Tyrone McDaniel (1989-93).....	296


## Steals

Tyrone McDaniel (1989-93).....	291
Josh Rudder (2004-09).....	209
Rashad Price (2000-04).....	184
Shun England (1992-96).....	169
Bryan Lentz (1995-2000).....	159
Daniel Willis (1997-2001).....	153
Jerome Branch (1982-86).....	146
D.J. Blackmon (2007-12).....	142
Garry Brown (1974-78).....	142
Mike Cottrell (1988-92).....	131
Randy Mauldin (2000-04).....	130
Reggie Bratton (2004-08).....	126

## Blocked Shots

Ryan Pitts (2000-04).....	217
Josh Kindred (2004-08).....	195
Tony Mallard (1989-93).....	154
Roman Davis (2001-05).....	147
D.J. Blackmon (2007-12).....	83
Danny Cobb (1995-98).....	83
Mark Jackson (1986-90).....	64
Brian Lewis (1991-95).....	63
James Johnson (1983-85).....	61
Vernilious McDowell (1984-86).....	59
Rick Buchanan (1978-79).....	59
Ron Carson (1982-86).....	54

\*Records were updated with information currently available at LR. If you are aware of any record that may differ please contact the Sports Information Department.



**Daniel Willis (1997-01) ranks second on LR's all-time scoring list with 1,980 points and was the 2000-01 SAC Most Valuable Player.**

# Season Leaders

## Points

Raeford Wells (1954-55).....	810
Raeford Wells (1956-57).....	688
Keenan Palmore (2015-16).....	679
Daniel Willis (2000-01).....	660
Charles Parker (1977-78).....	650
Rocky Costa (1976-77).....	645
John Lentz (1973-74).....	618
Raeford Wells (1955-56).....	612
Zack Owens (1978-79).....	598
Jeff Haddock (1993-94).....	591

## Season Scoring Average

Raeford Wells (1954-55).....	28.9
Raeford Wells (1956-57).....	26.5
Raeford Wells (1955-56).....	24.5
Daniel Willis (2000-01).....	24.4
Keenan Palmore (2015-16).....	21.9
Zack Owens (1978-79).....	21.4
Jeff Haddock (1993-94).....	21.1
Charles Parker (1977-78).....	21.0
Rocky Costa (1976-77).....	20.8
R.D. Carson (1965-66).....	20.7

## Rebounds

Bob Ortmyer (1954-55).....	671
Raeford Wells (1956-57).....	621
Bob Ortmyer (1955-56).....	534
Ken Norman (1959-60).....	378
Mark LaMoreaux (1967-68).....	372
Dick Whitis (1957-58).....	368
Jerry Wells (1961-62).....	360
Bill Davis (1968-69).....	359
Jerry Wells (1962-63).....	347
Jerry Wells (1960-61).....	336

## Field Goal Percentage (min. 80 field goals made)

Rob Noyes (2015-16).....	(126-192), .656
Mark Jackson (1987-88).....	(99-157), .631
Mike Cottrell (1990-91).....	(153-246), .622
Dwight Joplin (1986-87).....	(89-145), .614
Jeromy Bailey (1996-97).....	(84-139), .604
Raeford Wells (1955-56).....	(217-360), .603
David Hester (1981-82).....	(147-245), .600
Mark Jackson (1988-89).....	(146-246), .593
Larry Lentz (1991-92).....	(146-247), .591
Larry Johns (1981-82).....	(82-139), .590

## Free Throw Percentage (min. 75 free throws made)

Will Perry (2013-14).....	(85-93), .914
Jody Petty (1990-91).....	(93-102), .912
Will Perry (2014-15).....	(87-96), .906
Josh Rudder (2008-09).....	(134-148), .905
Jim Wiles (1962-63).....	(108-120), .900
Will Perry (2015-16).....	(138-154), .896
R.J. McClure (2013-14).....	(136-155), .877
Bryan Lentz (1997-98).....	(78-89), .876
John Davidson (1969-70).....	(158-182), .868
David Wells (1967-68).....	(91-106), .858

## Rebounding Average

Bob Ortmyer (1954-55).....	24.0
Raeford Wells (1956-57).....	23.9
Bob Ortmyer (1955-56).....	21.4
Mark Lamoreaux (1967-68).....	14.3
Bill Davis (1968-69).....	13.8
Dick Whitis (1957-58).....	13.8
Jerry Wells (1961-62).....	13.8
Bill Davis (1967-68).....	12.7
Ken Norman (1959-60).....	12.6
Jerry Wells (1960-61).....	11.2

## Assists

Wilbur Johnson (1976-77).....	254
Keenan Palmore (2015-16).....	194
John Lentz (1973-74).....	192
Peter Davis (1984-85).....	178
Jody Petty (1990-91).....	170
Mike Gaskins (1977-78).....	160
Jody Petty (1989-90).....	158
John Lentz (1972-73).....	155
Rashad Price (2003-04).....	154
Jeff Haddock (1992-93).....	149

## Steals


Tyrone McDaniel (1992-93).....	116
John Lentz (1973-74).....	91
Mike Gaskins (1977-78).....	67
Tyrone McDaniel (1991-92).....	65
Tyrone McDaniel (1990-91).....	64
Wilbur Johnson (1976-77).....	59
Josh Rudder (2007-08).....	58
Jeff Haddock (1991-92).....	57
Rashad Price (2001-02).....	56
Mac Cradup (1975-76).....	55
Wayne Hubert (1982-83).....	55

## Blocked Shots

Ryan Pitts (2001-02).....	76
Tony Mallard (1992-93).....	76
Josh Kindred (2007-08).....	72
Ryan Pitts (2002-03).....	66
Josh Kindred (2006-07).....	65
Rick Buchanan (1978-79).....	59
Ryan Pitts (2003-04).....	44
Roman Davis (2003-04).....	44
Roman Davis (2004-05).....	40
James Johnson (1984-85).....	37
D.J. Blackmon (2008-09).....	37



Josh Rudder (2004-09) tallied 58 steals for the Bears in 2007-08, seventh-best in school single-season history.



Mike Cottrell shot .622 (153-for-246) for Lenoir-Rhyne during the 1990-91 season, third-best in Lenoir-Rhyne history for a single season.

# Records

## Team

### Points

*Game* ..... 128 vs. Concordia (1976-77)  
*Season* ..... 2,793 (2015-16)

### Points Allowed

*Game* ..... 134 vs. Newberry (2013-14)

### Points, Both Teams

*Game* ..... 261 vs. Newberry (2013-14)  
 (Newberry 134, Lenoir-Rhyne 127)

### Victory Margin

*Game* ..... 61 vs. Barton (1961-62)  
 (Lenoir-Rhyne 107, Barton 46)

### Field Goals

*Game* ..... 41 vs. Newberry (Jan. 6, 2016)  
*Season* ..... 958 (2015-16)

### Field Goal Attempts

*Game* ..... 93 vs. Lincoln Memorial (Dec. 2, 2015)  
*Season* ..... 2,010 (2015-16)

### Field Goal Percentage

*Game* ..... .745 vs. Lincoln Memorial (Feb. 28, 2007)  
*Season* ..... .532 (1962-63), Led the Nation

### Three Point Field Goals

*Game* ..... 19 vs. Newberry (Jan. 15, 2014)  
*Season* ..... 384 (2015-16)

### Three Point Field Goal Percentage

*Game (10 or more attempts)* ..... 667  
 vs. Carson-Newman (Feb. 19, 2000)  
 (12-of-18)  
*Season* ..... 411 (2015-16)  
 (384-of-934)

### Free Throws Made

*Game* ..... 39 vs. Newberry (Feb. 7, 1998)  
*Season* ..... 501 (2007-08)

### Free Throw Percentage (min. 10 made)

*Game* ..... 1.000 vs. Wofford (1990-91)  
 (14-of-14)  
 vs. Tusculum (2002-03), vs. Carson-Newman (2015-16)  
 (12-of-12)  
*Season* ..... .796 (1971-72), Led the Nation

### Free Throw Attempts

*Game* ..... 57 vs. Newberry (Feb. 7, 1998)  
*Season* ..... 689 (2000-01)

### Rebounds

*Game* ..... s62 vs. Mars Hill (1992-93)  
*Season* ..... 1,504 (1966-67)

### Rebounding Margin

*Season* ..... 6.7 (1989-90)

### Assists

*Game* ..... 31 vs. Newberry (Jan. 15, 2000)  
*Season* ..... 711 (1976-77)

### Steals

*Game* ..... 25 vs. N.C.-Charlotte (Feb. 23, 1977)  
 vs. N.C.-Asheville (Jan. 14, 1980)  
*Season* ..... 484 (1979-80)

### Blocked Shots

*Game* ..... 10 vs. Mars Hill (2002-03)  
 vs. Longwood (1997-98)  
*Season* ..... 156 (2002-03)

## General Records

*Season Victories* ..... 26 (1962-63)  
*Consecutive Wins* ..... 24 (1956-57)  
*Consecutive Home Wins* ..... 25 (1955-58)

## Individual

### Points

*Game* ..... 55, Raeford Wells  
 (vs. Guilford, 1955-56)  
*Season* ..... 810, Raeford Wells (1954-55)  
*Career* ..... 2,628 Raeford Wells (1953-57)

### Average Per Game

*Season* ..... 28.9, Raeford Wells (1954-55)  
*Career* ..... 24.8, Raeford Wells (1953-57)

### Field Goals Made

*Game* ..... 21, Ed Miastrowski  
 (vs. Berea, 1964-65)  
*Season* ..... 269, Raeford Wells (1954-55)  
*Career* ..... 896 vs. Raeford Wells (1953-57)

### Field Goal Percentage (min. 120 made)

*Game* ..... 1.000, Keith Clarke (10-of-10)  
 (vs. Barry, 1990-91)  
*Season* ..... .656, Rob Noyes (2015-16)  
 (126-of-192)  
*Career* ..... .591, Rob Noyes (2012-16)

### Three Point Field Goals

*Game* ..... 12, R.J. McClure  
 (Jan. 15, 2014 vs. Newberry)  
*Season* ..... 101, Will Perry (2015-16)  
*Career* ..... 244, John Wadsworth (1991-96)

### Three Point Field Goal Percentage

*Season* ..... .522, Marcus Hodges (2008-09)  
 (47-of-90)  
*Career* ..... .473, John Wadsworth (1991-96)  
 (244-of-516)

### Free Throws

*Game* ..... 27, Raeford Wells  
 (vs. Guilford, 1954-55)  
*Season* ..... 282, Raeford Wells (1954-55)  
*Career* ..... 815, Raeford Wells (1953-57)

### Free Throw Percentage

*Game* ..... 1.000, Will Perry (14-of-14)  
 (vs. Anderson, Nov. 22, 2014)  
*Season* ..... .914, Will Perry (2013-14)  
 (85-of-93)  
*Career* ..... .899, Will Perry (2012-16)  
 (317-of-353)

### Rebounds

*Game* ..... 44, Bob Ortmyer  
 (Guilford, 1954-55), Led the Nation  
*Season* ..... 671, Bob Ortmyer (1954-55)  
*Career* ..... 1,203, Bob Ortmyer\*

### Rebounding Average

*Season* ..... 24.0, Bob Ortmyer  
*Career* ..... 22.7, Bob Ortmyer (1952-56)\*  
 \*Stats available for only two of Ortmyer's seasons

### Assists

*Game* ..... 19, John Lentz  
 (vs. Barton, 1974)  
*Season* ..... 254, Wilbur Johnson (1976-77)  
*Career* ..... 524, John Lentz (1970-74)

## Blocked Shots

*Game* ..... 6, Ryan Pitts  
 (vs. Armstrong Atlantic State, 2001-02)  
*Season* ..... 76, Tony Mallard (1991-92)  
 Ryan Pitts (2001-02)  
*Career* ..... 217, Ryan Pitts (2000-04)

## Steals


*Game* ..... 7 vs. Tyrone McDaniel  
 (vs. Elon, 1992-93)  
 Jeff Haddock  
 (vs. Lees-McRae, 1991-92)  
*Season* ..... 116, Tyrone McDaniel (1992-93)  
*Career* ..... 291, Tyrone McDaniel (1989-93)

## Steals Average

*Season* ..... 3.63, Tyrone McDaniel (1992-93)  
*Career* ..... 2.49, Tyrone McDaniel (1989-93)

## Miscellaneous

*Last Triple-Double* ..... Keenan Palmore  
 Feb. 8, 2016 vs. Brevard  
 (23 points, 13 rebounds and 11 assists)



**Jerry Wells (1959-63) was a two-time NAIA All-American and garnered first-team accolades during the 1962-63 season.**

# Yearly Results

Year	W	L	Pct.	Head Coach	Year	W	L	Pct.	Head Coach
1919-20	6	2	.750	Not Available	1990-91	22	7	.758	John Lentz
1920-21	4	7	.363	J.W. Guy	1991-92	20	10	.667	John Lentz
1921-22	8	12	.400	Paul Utley	1992-93	25	7	.781	John Lentz
1922-23	3	15	.167	Norman Lamotte	1993-94	15	13	.535	John Lentz
1923-24	4	4	.500	Norman Lamotte	1994-95	18	11	.620	John Lentz
1924-25	7	9	.438	Dick Gurley	1995-96	14	12	.538	John Lentz
1925-26	15	7	.682	Dick Gurley	1996-97	14	13	.519	John Lentz
1926-27	7	10	.412	Dick Gurley	1997-98	14	13	.519	John Lentz
1927-28	7	7	.500	Dick Gurley	1998-99	4	22	.154	John Lentz
1928-29	11	8	.579	Dick Gurley	1999-00	14	12	.538	John Lentz
1929-30	12	5	.706	Dick Gurley	2000-01	10	17	.370	John Lentz
1930-31	4	11	.266	Dick Gurley	2001-02	10	17	.370	John Lentz
1931-32	5	15	.250	Dick Gurley	2002-03	22	8	.733	John Lentz
1932-33	10	9	.526	Pat Shores	2003-04	19	9	.679	John Lentz
1933-34	5	12	.294	Pat Shores	2004-05	17	12	.586	John Lentz
1934-35	12	9	.571	Pat Shores	2005-06	18	10	.643	John Lentz
1935-36	13	6	.684	Pat Shores	2006-07	18	10	.643	John Lentz
1936-37	17	5	.773	Pat Shores	2007-08	23	7	.767	John Lentz
1937-38	15	5	.750	Pat Shores	2008-09	18	11	.620	John Lentz
1938-39	11	10	.524	Pat Shores	2009-10	7	19	.269	John Lentz
1939-40	6	16	.375	Pat Shores	2010-11	4	22	.154	John Lentz
1940-41	8	15	.348	Pat Shores	2011-12	12	16	.429	John Lentz
1941-42	9	11	.450	Pat Shores	2012-13	18	9	.667	John Lentz
1942-43	NO TEAM - WORLD WAR II				2013-14	16	11	.593	John Lentz
1943-44	NO TEAM - WORLD WAR II				2014-15	8	18	.308	John Lentz
1944-45	4	12	.250	Shore Neal	2015-16	21	10	.677	Ryan Odom
1945-46	6	19	.240	Shore Neal					
1946-47	7	15	.318	Fred Emerson					
1947-48	13	11	.542	Fred Emerson					
1948-49	12	14	.462	Fred Emerson					
1949-50	16	9	.640	Brice Hall					
1950-51	17	7	.708	Jim Hamilton					
1951-52	14	12	.538	Jim Hamilton					
1952-53	14	12	.538	Jim Hamilton					
1953-54	20	7	.741	Jim Hamilton					
1954-55	22	6	.786	Jim Hamilton					
1955-56	20	5	.800	Jim Hamilton					
1956-57	24	2	.923	Jim Hamilton					
1957-58	24	4	.857	Billy Wells					
1958-59	24	6	.800	Billy Wells					
1959-60	18	12	.600	Billy Wells					
1960-61	23	7	.767	Billy Wells					
1961-62	17	9	.654	Billy Wells					
1962-63	26	5	.839	Billy Wells					
1963-64	17	12	.586	Billy Wells					
1964-65	17	8	.680	Billy Wells					
1965-66	13	15	.464	Ed Lucke					
1966-67	20	8	.714	Melvin Ruggles					
1967-68	14	12	.548	Melvin Ruggles					
1968-69	16	10	.615	Melvin Ruggles					
1969-70	18	9	.667	Melvin Ruggles					
1970-71	17	9	.654	J.D. Barnett					
1971-72	24	8	.750	Bob Hodges					
1972-73	22	10	.688	Bob Hodges					
1973-74	16	15	.516	Bob Hodges					
1974-75	7	22	.241	Bob Hodges					
1975-76	16	15	.516	Bob Hodges					
1976-77	15	16	.484	Bob Hodges					
1977-78	19	12	.604	Bob Hodges					
1978-79	14	16	.467	Neil Hodges					
1979-80	11	17	.393	Neil Hodges					
1980-81	14	11	.560	Neil Hodges					
1981-82	16	11	.593	Lee Gibbs					
1982-83	7	20	.259	Lee Gibbs					
1983-84	17	14	.548	Lee Gibbs					
1984-85	21	12	.636	Lee Gibbs					
1985-86	10	18	.357	Lee Gibbs					
1986-87	8	20	.286	John Lentz					
1987-88	12	17	.414	John Lentz					
1988-89	11	15	.423	John Lentz					
1989-90	21	6	.778	John Lentz					

## Coaching History

Head Coach	W	L	Pct.
J.W. Guy (1920-21)	4	7	.363
Phil Utley (1921-22)	8	12	.400
Norman Lamotte (1922-24)	7	19	.269
Dick Gurley (1924-32)	67	71	.489
Pat Shores (1932-42)	106	98	.520
Shore Neal (1944-46)	10	31	.244
Fred Emerson (1946-49)	32	40	.444
Bruce Hall (1949-50)	16	9	.640
Jim Hamilton (1950-57)	131	51	.720
Billy Wells (1957-65)	166	63	.752
Ed Lucke (1965-66)	13	15	.464
Melvin Ruggles (1966-70)	68	39	.636
J.D. Barnett (1970-71)	17	9	.654
Bob Hodges (1971-78)	119	98	.548
Neil Hodges (1978-81)	39	44	.470
Lee Gibbs (1981-86)	71	75	.470
John Lentz (1986-15)	432	374	.536
Ryan Odom (2015-16)	21	10	.677



On February 17, 2007, Lenoir-Rhyne College hosted long-time rival Catawba College as part of the Shuford Memorial Gymnasium's 50th Anniversary Celebration Weekend. An estimated crowd of 2,355 fans packed the gymnasium for the men's game.

# Series Records

Name	W	L	Pct.	Name	W	L	Pct.	Name	W	L	Pct.
Alderson-Broadus	1	1	.500	Georgia Southwestern	0	3	.000	Piedmont	1	0	1.000
Allen	1	0	1.000	Glenville State	1	0	1.000	Pikeville	1	0	1.000
Alumni	5	1	.833	Grambling	1	0	1.000	Presbyterian	33	27	.550
Anderson	6	7	.462	Greensboro	2	0	1.000	Queens	6	8	.429
Appalachian State	58	56	.509	Guilford	79	56	.585	Randolph-Macon	0	1	.000
Armstrong Atlantic State	4	11	.267	Hampden-Sydney	1	0	1.000	Rio Grande	1	1	.500
Ashville Bombers	1	0	1.000	Hanes Hosiery	1	1	.500	Roanoke	2	6	.333
Augsburg	0	2	.000	Hanes Knitters	2	0	1.000	Rollins	1	0	1.000
Augusta State	1	6	.143	Hanover	1	1	.500	Rutherford	4	1	.800
Barber-Scotia	18	5	.783	Hawaii Pacific	0	1	.000	St. Andrews	5	1	.833
Barry	2	3	.400	Henderson State	0	1	.000	St. Augustine's	1	3	.250
Barton (Atlantic Christian)	82	28	.745	Hickory High	1	0	1.000	St. Leo	1	0	1.000
Belmont Abbey	42	34	.553	Hickory Town	1	0	1.000	St. Paul's	1	0	1.000
Belmont	1	0	1.000	High Point	68	71	.489	St. Thomas	2	1	.667
Belmont YMCA	4	0	1.000	House of David	0	1	.000	Salisbury YMCA	2	2	.500
Benedict	0	1	.000	Jacksonville State	0	3	.000	Savannah State	0	1	.000
Berea	1	0	1.000	Johnson C. Smith	6	6	.500	Shaw	3	3	.500
Bethany	1	1	.500	Kannapolis YMCA	4	3	.571	Shawnee State	0	1	.000
Bowie State	0	3	.000	Kennesaw State	1	0	1.000	Shelby YMCA	2	2	.500
Bluefield State	1	0	1.000	King	1	3	.250	Shepherd	2	0	1.000
Brevard	10	8	.556	Kings Mountain	1	1	.500	S.I.U.-Edwardsville	1	0	1.000
Bridgewater	0	1	.000	Lander	3	5	.375	South Carolina	0	1	.000
Bristol	1	0	1.000	Lees-McRae	2	1	.667	S.C.-Aiken	2	1	.667
Bristol YMCA	2	0	1.000	Lenoir Town	2	1	.667	USC Upstate (S.C.-S'burg)	4	8	.333
Camp Bragg	0	2	.000	Limestone	7	6	.538	Southwest Texas State	0	1	.000
Campbell	3	2	.600	Lincoln Memorial	8	16	.333	Stanley YMCA	1	0	1.000
Capital	0	1	.000	Lincolnton YMCA	1	0	1.000	Statesville Athletic Club	2	1	.667
Carson-Newman	33	25	.569	Livingston	1	0	1.000	Statesville Red Shields	0	2	.000
Catawba	110	90	.550	Livingstone	5	1	.833	Steubenville	0	1	.000
Central Wesleyan	1	0	1.000	Lock Haven	1	0	1.000	Texas Christian	0	1	.000
Charleston	1	4	.200	Longwood	7	2	.778	Trinity (Duke)	0	1	.000
Charleston Naval Base	1	0	1.000	Lynchburg	6	4	.600	Troop C Calvary	1	0	1.000
Charlotte YMCA	2	5	.400	Lynn	0	1	.000	Tusculum	26	16	.619
Chatham Mills	1	4	.200	Marion Mills	0	2	.000	UNC Pembroke	9	13	.409
Chattanooga	2	1	.667	Marshall	0	1	.000	Unique	0	1	.000
Clark-Atlanta	1	0	1.000	Mars Hill	62	32	.660	Valdese YMCA	9	0	1.000
Clayton State	0	2	.000	Maryville	1	1	.500	Valparaiso	0	1	.000
Coastal Carolina	0	1	.000	McCrary	0	5	.000	Virginia State	4	0	1.000
Columbus State	1	0	1.000	Methodist	2	0	1.000	Virginia Tech	1	1	.500
Coker	5	1	.833	Millersville	1	0	1.000	Virginia Union	1	1	.500
Concord	3	1	.750	Milligan	2	4	.333	Voorhees	3	0	1.000
Concord YMCA	3	0	1.000	Mississippi College	0	1	.000	Wake Forest	0	12	.000
Concordia	2	0	1.000	Montevallo	0	1	.000	Walsh	1	0	1.000
Cumberland	3	0	1.000	Moore Hospital	0	2	.000	Wartburg	1	0	1.000
Dallas YMCA	1	0	1.000	Morris	1	0	1.000	Washington & Lee	0	2	.000
Davidson	2	12	.143	Morris Field	0	1	.000	Weaver	1	0	1.000
DeHart	2	2	.500	Mount Olive	8	5	.615	Western Carolina	53	42	.558
Delta State	0	1	.000	Mount Pleasant	2	0	1.000	West Georgia	2	0	1.000
District of Columbia	2	0	1.000	Naval Apprentice	1	1	.500	West Virginia State	2	0	1.000
Drury	0	2	.000	Newberry	72	27	.727	West Virginia Tech	0	1	.000
East Carolina	24	19	.558	Newport News	0	1	.000	Wheeling Jesuit	1	0	1.000
East Tennessee State	2	3	.400	North Carolina	1	1	.500	William & Mary	0	2	.000
Edenton Navy	1	0	1.000	N.C.-Asheville	9	9	.500	Wingate	50	34	.595
Elizabeth City State	1	1	.500	North Carolina Central	2	2	.500	Winston-Salem State	2	3	.400
Elon	88	77	.533	North Carolina D&D	1	0	1.000	Winthrop	0	2	.000
Emory & Henry	2	1	.667	N.C.-Greensboro	1	0	1.000	Wisconsin-Stevens Point	1	0	1.000
Erskine	1	3	.250	North Carolina State	0	5	.000	Wofford	32	21	.604
Fayetteville State	3	0	1.000	North Georgia	1	0	1.000	WS Flying Safety	0	2	.000
Felician	1	0	1.000	North Greenville	2	0	1.000	Yadkinville	1	0	1.000
Five Towns	0	1	.000	Northern Michigan	1	0	1.000				
Florida Tech	0	1	.000	Oakland (Michigan)	0	1	.000				
Francis Marion	4	2	.667	Oak Ridge	3	3	.500				
Gardner-Webb	21	46	.313	Ohio Valley	1	0	1.000				
Georgetown (D.C.)	0	1	.000	Oglethorpe	1	0	1.000				
Georgetown (Ky.)	0	1	.000	Oklahoma City	1	0	1.000				
Georgia	0	1	.000	Paine	1	1	.500				
Georgia College	1	2	.333	Parris Island	1	1	.500				
Georgia Southern	2	2	.500	Pfeiffer	55	23	.705				

# Game Results

## 1919-20 (6-2)

Hickory Town.....W.....	16-4
Appalachian.....W.....	15-14
Rutherford.....W.....	27-16
Lenoir Town.....L.....	17-25
Rutherford.....L.....	19-21
Lenoir Town.....W.....	19-17
Mount Pleasant.....L.....	21-29
Lenoir Town.....W.....	29-23

## 1920-21 (4-7)

Head Coach: J.W. Guy

Rutherford.....W.....	26-6
Oak Ridge.....W.....	34-29
Oak Ridge.....L.....	27-44
Durham YMCA.....L.....	22-44
Rutherford.....W.....	35-12
NCD & D.....W.....	62-10
Wake Forest.....L.....	16-28
Elon.....L.....	15-26
Guilford.....L.....	18-29
Oak Ridge.....L.....	14-46
Elon.....L.....	16-28

## 1921-22 (8-12)

Head Coach: Paul Utley

Hickory High.....W.....	37-13
Troop C. Calvery.....W.....	59-11
Rutherford.....W.....	69-18
Oak Ridge.....W.....	37-28
Durham YMCA.....L.....	31-62
Camp Bragg.....L.....	30-46
N.C. State.....L.....	19-28
Wake Forest.....L.....	20-37
Elon.....L.....	25-39
Charlotte YMCA.....L.....	34-47
Charlotte YMCA.....L.....	14-24
Concord YMCA.....W.....	69-25
Catawba.....W.....	79-20
Milligan.....L.....	22-30
Bristol YMCA.....W.....	31-24
King.....L.....	13-27
Virginia Tech.....L.....	21-48
Roanoke.....L.....	18-52
Lynchburg.....L.....	22-31
Oak Ridge.....W.....	50-26

## 1922-23 (3-15)

Head Coach: Norman Lamotte

Oak Ridge.....L.....	20-49
Trinity (Duke).....L.....	10-43
Wake Forest.....L.....	10-43
*Elon.....L.....	
*Guilford.....L.....	
Camp Bragg.....L.....	14-15
Statesville AC.....L.....	17-28
Statesville AC.....W.....	25-21
Lynchburg.....L.....	18-46
Roanoke.....L.....	25-32
Hampden-Sydney.....W.....	18-12
Randolph-Macon.....L.....	12-18
William & Mary.....L.....	14-45
*Newport News.....L.....	
Wake Forest.....L.....	9-33
Guilford.....L.....	17-33
Charlotte YMCA.....W.....	34-25
Elon.....L.....	25-29

## 1923-24 (4-4)

Head Coach: Norman Lamotte

Mars Hill.....L.....	13-26
Mount Pleasant.....W.....	28-14
Statesville AC.....W.....	26-15
Davidson.....L.....	21-34
E. Tenn. State.....W.....	25-23

\*Scores and results of three games are unavailable

## 1924-25 (7-9)

Head Coach: Dick Gurley

Lenoir YMCA.....W.....	49-19
Belmont YMCA.....W.....	25-23
Mars Hill.....W.....	40-29
Elon.....W.....	17-12
E. Tenn. State.....W.....	30-22
Salisbury YMCA.....L.....	19-28
Belmont YMCA.....W.....	18-17
E. Tenn. State.....L.....	14-29
Charlotte YMCA.....L.....	21-44
High Point.....L.....	
Elon.....L.....	14-23
Wake Forest.....L.....	23-58
Guilford.....L.....	32-33
Salisbury YMCA.....W.....	41-39
Guilford.....L.....	14-33
Wake Forest.....L.....	6-36

## 1925-26 (15-7)

Head Coach: Dick Gurley

Dallas YMCA.....W.....	39-12
Lenoir YMCA.....W.....	39-9
Belmont YMCA.....W.....	31-11
Concord YMCA.....W.....	27-11
Salisbury YMCA.....L.....	22-40
N.C. State.....L.....	11-26
E. Tenn. State.....L.....	25-26
Tusculum.....W.....	24-5
Milligan.....W.....	25-22
King.....L.....	9-20
Mars Hill.....W.....	26-24
Weaver.....W.....	29-10
Belmont YMCA.....W.....	48-20
Catawba.....W.....	26-12
Guilford.....W.....	18-12
Elon.....L.....	16-26
Guilford.....L.....	28-32
Catawba.....W.....	44-18
Concord YMCA.....W.....	51-28
Salisbury YMCA.....W.....	31-17
Milligan.....W.....	27-23
Wake Forest.....L.....	21-26

## 1926-27 (7-10)


Head Coach: Dick Gurley

Milligan.....L.....	16-29
N.C. State.....L.....	24-55
King.....L.....	24-27
Bristol YMCA.....W.....	39-17
Emory and Henry.....L.....	24-73
Tusculum.....L.....	36-39
Milligan.....L.....	24-30
Catawba.....W.....	27-16
Elon.....W.....	
High Point.....W.....	24-23
Guilford.....W.....	28-13
Atlantic Christian.....L.....	28-34
Wake Forest.....L.....	24-58
Davidson.....L.....	27-31

## 1927-28 (7-7)

Head Coach: Dick Gurley

Atlantic Christian.....W.....	40-16
Wake Forest.....L.....	28-39
N.C. State.....L.....	24-46
High Point.....L.....	26-29
Mars Hill.....W.....	32-29
Guilford.....W.....	22-19
Elon.....W.....	28-24
Guilford.....W.....	39-28
Davidson.....L.....	22-40
Catawba.....W.....	36-20
Catawba.....L.....	28-32
Elon.....L.....	20-36
High Point.....L.....	21-42
Atlantic Christian.....W.....	39-18



The 1962-63 Lenoir-Rhyne Men's Basketball Team finished 26-5 for the year and still holds the school record for wins in a single season.

## 1928-29 (11-8)

Head Coach: Dick Gurley

Atlantic Christian.....L.....	26-27
N.C. State.....L.....	22-35
Wake Forest.....L.....	27-32
Elon.....L.....	16-21
Wofford.....W.....	37-26
Catawba.....W.....	27-18
Davidson.....L.....	27-39
Catawba.....W.....	28-20
Guilford.....W.....	41-23
High Point.....L.....	19-34
Appalachian.....W.....	23-14
Mars Hill.....W.....	38-23
Atlantic Christian.....W.....	27-20
Milligan.....L.....	13-47
Appalachian.....W.....	35-33
High Point.....W.....	30-25
Elon.....W.....	35-31
Guilford.....W.....	27-14
Wake Forest.....L.....	26-29

## 1929-30 (12-5)

Head Coach: Dick Gurley

Appalachian.....W.....	27-17
Davidson.....L.....	25-39
Campbell.....W.....	22-15
Maryville.....W.....	26-17
Appalachian.....L.....	17-22
Tusculum.....L.....	17-24
High Point.....L.....	21-24
Atlantic Christian.....W.....	26-22
Mars Hill.....W.....	39-21
Catawba.....W.....	30-12
Guilford.....W.....	37-25
Elon.....W.....	28-24
Atlantic Christian.....W.....	35-33
Guilford.....W.....	36-22
High Point.....L.....	33-42
Elon.....W.....	33-31
Catawba.....W.....	21-18

## 1930-1931 (4-11)

Head Coach: Dick Gurley

Appalachian.....L.....	17-30
Washington & Lee.....L.....	16-49
Lynchburg.....W.....	27-25
Catawba.....L.....	35-38
Elon.....W.....	43-38

Davidson.....L.....	19-46
Lynchburg.....W.....	33-26
Atlantic Christian.....W.....	45-37
Appalachian.....L.....	21-29
High Point.....L.....	36-44
Catawba.....L.....	27-63
Guilford.....L.....	25-29
High Point.....L.....	23-24
Elon.....L.....	18-44
Guilford (forfeit).....L.....	0-2

## 1931-32 (5-15)

Head Coach: Dick Gurley

Lincolnton.....W.....	28-23
Washington & Lee.....L.....	17-22
Lynchburg.....L.....	19-37
Bridgewater.....L.....	28-38
Naval Apprentice.....L.....	32-39
William & Mary.....L.....	21-52
Catawba.....W.....	23-22
Guilford.....L.....	18-19
Elon.....L.....	17-38
Appalachian.....L.....	26-32
Davidson.....L.....	22-41
Catawba.....L.....	18-25
Atlantic Christian.....L.....	29-38
Appalachian.....W.....	28-22
Parris Island.....W.....	19-18
Parris Island.....L.....	17-21
High Point.....L.....	27-31
Elon.....L.....	19-39
Guilford.....L.....	29-61
High Point.....W.....	35-24

## 1932-33 (10-9)

Head Coach: Pat Shores

NORTH STATE CONFERENCE  
REGULAR SEASON CHAMPIONS

Yadkinville.....W.....	72-32
Charlotte YMCA.....L.....	27-32
Charlotte YMCA.....L.....	26-40
Appalachian.....L.....	20-51
High Point.....W.....	40-35
Western Carolina.....W.....	49-40
Catawba.....L.....	38-44
Guilford.....W.....	52-24
E. Tenn. State.....L.....	36-41
Maryville.....L.....	20-29
Western Carolina.....L.....	45-49
Western Carolina.....W.....	40-38

# Game Results (cont.)

Atlantic Christian	.....W	35-25
Catawba	.....W	34-32
Appalachian	.....L	28-38
Elon	.....W	37-26
High Point	.....L	39-49
Elon	.....W	41-31
Guilford	.....W	44-41

## 1933-34 (5-12)

**Head Coach: Pat Shores**

Statesville R.S.	.....L	39-41
Statesville R.S.	.....L	23-31
Davidson	.....L	28-38
Catawba	.....W	33-30
Elon	.....L	28-38
Guilford	.....L	33-35
High Point	.....L	34-43
Appalachian	.....L	43-46
Western Carolina	.....L	35-38
Western Carolina	.....L	34-35
Atlantic Christian	.....W	52-31
High Point	.....L	28-33
Davidson	.....L	24-31
Appalachian	.....L	28-36
Western Carolina	.....W	53-35
Elon	.....W	40-28
Catawba	.....W	36-28

## 1934-35 (12-9)

**Head Coach: Pat Shores**

Kannapolis YMCA	.....W	49-23
Davidson	.....L	25-34
Davidson	.....L	33-46
High Point	.....L	29-41
Roanoke	.....W	49-41
Atlantic Christian	.....W	65-38
Guilford	.....W	53-27
Catawba	.....L	26-33
Western Carolina	.....W	58-38
Western Carolina	.....W	46-23
Appalachian State	.....W	66-40
Elon	.....L	25-38
Catawba	.....W	38-32
Western Carolina	.....W	55-54
High Point	.....L	40-51
Elon	.....L	25-33
Atlantic Christian	.....W	32-24
Guilford	.....L	24-43
Appalachian State	.....W	56-55
Atlantic Christian	.....W	40-30
Lynchburg	.....L	30-43

## 1935-36 (13-6)

**Head Coach: Pat Shores**

Davidson	.....W	51-31
Atlantic Christian	.....W	34-23
High Point	.....L	30-43
Catawba	.....W	33-31
Appalachian	.....W	43-30
Appalachian	.....W	44-19
Western Carolina	.....L	36-40
Western Carolina	.....L	34-33
Davidson	.....L	19-27
Guilford	.....W	30-28
Elon	.....W	47-43
Guilford	.....L	39-41
Western Carolina	.....W	52-42
Elon	.....W	30-22
Catawba	.....W	45-22
Guilford	.....W	51-24
Western Carolina	.....W	50-27
High Point	.....L	39-49

## 1936-37 (17-5)

**Head Coach: Pat Shores**

Alumni	.....W	46-34
Charlotte YMCA	.....W	56-40
Atlantic Christian	.....W	47-19
High Point	.....L	33-40
Roanoke	.....L	35-42
Appalachian	.....W	26-24
Elon	.....L	33-43
Catawba	.....W	27-23
Elon	.....W	38-32
Roanoke	.....W	30-28
Naval Apprentice	.....W	34-30
Atlantic Christian	.....W	39-24
Unique	.....L	25-37
Catawba	.....W	39-27
Western Carolina	.....W	37-35
Western Carolina	.....L	42-46
Appalachian	.....W	41-32
Guilford	.....W	80-31
Western Carolina	.....W	33-25
Davidson	.....W	43-31
Guilford	.....W	57-27
High Point	.....W	39-36

## 1937-38 (15-5)

**Head Coach: Pat Shores**

Alumni	.....W	61-37
Atlantic Christian	.....W	47-35
High Point	.....L	39-41
Appalachian	.....L	34-43
Western Carolina	.....W	37-26
Western Carolina	.....L	35-36
Lynchburg	.....W	39-26
Catawba	.....W	48-39
Emory and Henry	.....W	44-42

Lynchburg	.....W	47-36
Appalachian	.....W	35-29
Guilford	.....L	44-29
Emory and Henry	.....W	53-34
Elon	.....L	26-29
Atlantic Christian	.....W	56-36
Catawba	.....W	49-27
Elon	.....W	40-36
Guilford	.....W	77-33
High Point	.....W	58-41
Roanoke	.....L	37-42

## 1938-39 (11-10)

**Head Coach: Pat Shores**

Alumni	.....W	43-15
Morris Harvey	.....L	33-49
Atlantic Christian	.....W	43-24
High Point	.....L	41-51
Guilford	.....W	38-29
Elon	.....L	36-41
Elon	.....L	26-41
Catawba	.....W	33-22
Marshall	.....L	46-55
Atlantic Christian	.....W	44-20
Guilford	.....W	48-18
Appalachian	.....W	38-37
Appalachian	.....L	34-45
Western Carolina	.....W	41-26
Roanoke	.....L	36-55
Lynchburg	.....W	48-39
McCrary	.....L	46-52
Catawba	.....L	29-39
Western Carolina	.....L	26-30
High Point	.....W	32-29
Kings Mountain	.....W	48-36

## 1939-40 (6-16)

**Head Coach: Pat Shores**

Alumni	.....W	47-37
Morris Harvey	.....L	32-38
Kannapolis YMCA	.....W	37-19
Valdese YMCA	.....W	35-34
Atlantic Christian	.....W	45-39
McCrary	.....L	32-60
Western Carolina	.....L	42-58
Appalachian	.....L	28-48
Elon	.....L	34-46
Elon	.....L	19-51
Catawba	.....L	22-40
McCrary	.....L	36-58
Roanoke	.....L	32-38
Lynchburg	.....W	34-33
Guilford	.....W	46-40
Atlantic Christian	.....L	36-42
Guilford	.....L	33-35
High Point	.....L	45-59
Catawba	.....L	36-58
Western Carolina	.....L	35-54
High Point	.....L	36-56

## 1940-41 (8-15)

**Head Coach: Pat Shores**

Kannapolis YMCA	.....L	38-43
Alumni	.....L	31-40
Valdese YMCA	.....W	28-14
Valdese YMCA	.....W	40-25
Newberry	.....W	43-39
House of David	.....L	46-51
Appalachian	.....L	41-91
Kings Mountain	.....L	36-37
Appalachian	.....L	48-66
Western Carolina	.....W	48-46
Western Carolina	.....L	30-45
Guilford	.....W	41-36
High Point	.....L	50-76
Atlantic Christian	.....W	30-27
Atlantic Christian	.....W	39-38
Guilford	.....W	39-29
Catawba	.....L	36-46
McCrary	.....L	56-62
Elon	.....L	41-62
Catawba	.....L	39-50

High Point	.....L	36-43
Elon	.....L	42-47
Catawba	.....L	39-50
High Point	.....L	36-43
Elon	.....L	42-47

## 1941-42 (9-11)

**Head Coach: Pat Shores**

Alumni	.....W	61-44
Georgetown (D.C.)	.....L	38-54
Valdese YMCA	.....W	61-34
Valdese YMCA	.....W	45-31
Appalachian	.....L	45-62
Western Carolina	.....L	45-63
High Point	.....L	43-70
Elon	.....L	53-60
Appalachian	.....L	45-62
Guilford	.....W	41-28
High Point	.....L	45-66
Guilford	.....W	44-26
McCrary	.....L	55-69
Western Carolina	.....W	55-40
Elon	.....L	43-44
Catawba	.....W	48-43
Catawba	.....L	39-56
Atlantic Christian	.....W	42-30
Atlantic Christian	.....W	53-41
High Point	.....L	31-71

## 1944-45 (4-12)

**Head Coach: Shore Neal**

Shelby YMCA	.....W	37-23
W-S Flying Safety	.....L	34-37
Kannapolis YMCA	.....L	18-26
Elon	.....W	34-24
W-S Flying Safety	.....L	18-23
Elon	.....W	64-34
Appalachian St.	.....W	39-23
Catawba	.....L	23-50
Appalachian St.	.....L	29-31
High Point	.....L	43-46
Guilford	.....L	32-41
Catawba	.....L	32-33
Morris Field	.....L	29-32
Kannapolis YMCA	.....L	35-43
High Point	.....L	37-43
Guilford	.....L	24-34

## 1945-46 (6-19)


**Head Coach: Shore Neal**

Marion Hills	.....L	36-51
Marion Hills	.....L	39-42
Hanes Hoisery	.....W	44-42
Moore Hospital	.....L	33-37
Hanes Hoisery	.....L	37-41
Moore Hospital	.....L	38-54
Shelby YMCA	.....W	43-19
Elon	.....L	38-63
Guilford	.....L	24-63
Western Carolina	.....L	31-38
Valdese C C	.....W	30-29
East Carolina	.....L	31-36
Atlantic Christian	.....L	43-58
Valdese C C	.....W	34-32
Catawba	.....L	21-37
Appalachian St.	.....L	42-64
Guilford	.....L	33-40
High Point	.....L	32-46
Elon	.....L	35-55
High Point	.....L	32-46
Atlantic Christian	.....L	41-45
Catawba	.....L	43-48
Western Carolina	.....W	53-46
Appalachian St.	.....L	45-70
Edenton Navy	.....W	68-56

## 1946-47 (7-15)


**Head Coach: Fred Emerson**

Valdese YMCA	.....W	43-34
Valdese YMCA	.....W	47-37
Chatham Mills	.....L	31-40
Newberry	.....L	55-71



The 1984-85 L-R Men's Basketball Team went 21-12 on the year and captured the Carolinas Conference Tournament Championship under Lee Gibbs, who was in his second to last year as Bear mentor.

# Game Results (cont.)



The 1989-90 L-R Men's Basketball Team finished 21-6, won the first-ever South Atlantic Conference Championship and advanced all the way to the NAIA District 26 Championship.

Newberry.....	L.....	42-56
Erskine.....	W.....	57-41
Wofford.....	L.....	29-31
Catawba.....	L.....	38-48
Elon.....	L.....	40-43
Wofford.....	L.....	40-44
Appalachian.....	L.....	35-67
Guilford.....	W.....	39-38
High Point.....	L.....	37-57
Western Carolina.....	L.....	49-51
High Point.....	L.....	41-57
Western Carolina.....	L.....	49-51
Guilford.....	W.....	39-37
Elon.....	L.....	37-51
Atlantic Christian.....	W.....	60-51
Atlantic Christian.....	L.....	46-50
Appalachian.....	L.....	52-62
Appalachian.....	W.....	64-63
Elon.....	L.....	53-62

Catawba.....	W.....	55-49
East Carolina.....	W.....	71-48
High Point.....	L.....	51-66
Atlantic Christian.....	W.....	58-57
Elon.....	W.....	53-44
East Carolina.....	L.....	49-65
Guilford.....	W.....	54-50
Newberry.....	W.....	62-48
Appalachian.....	L.....	52-53
Elon.....	W.....	69-48
Catawba.....	L.....	64-65
Atlantic Christian.....	W.....	58-57
Guilford.....	L.....	46-61
High Point.....	L.....	54-59
High Point.....	W.....	55-49
Guilford.....	W.....	42-40
Appalachian.....	W.....	67-66
Erskine.....	L.....	58-74

## 1947-48 (13-11)

Head Coach: Fred Emerson

Catawba.....	L.....	43-51
Kannapolis YMCA.....	W.....	90-57
Kannapolis YMCA.....	W.....	55-35
Chatham Mills.....	L.....	47-69
Chatham Mills.....	W.....	59-57
Stanly YMCA Stars.....	W.....	99-29
Asheville Bombers.....	W.....	66-53
Western Carolina.....	W.....	42-38
Western Carolina.....	L.....	46-53
Elon.....	L.....	48-49
Appalachian.....	W.....	70-63
Catawba.....	L.....	50-59
East Carolina.....	L.....	47-56
Elon.....	W.....	42-31
High Point.....	L.....	58-65
Guilford.....	W.....	63-56
Atlantic Christian.....	W.....	57-53
East Carolina.....	W.....	74-46
Atlantic Christian.....	W.....	71-63
Guilford.....	L.....	57-69
Catawba.....	W.....	61-59
Appalachian.....	L.....	58-74
High Point.....	L.....	75-76
Catawba.....	L.....	45-59

## 1948-49 (12-14)

Head Coach: Fred Emerson

North Carolina.....	L.....	51-68
Chatham Mills.....	L.....	68-71
Presbyterian.....	L.....	50-68
Newberry.....	L.....	33-39
Chatham Mills.....	L.....	68-71
Western Carolina.....	W.....	52-51
Western Carolina.....	L.....	40-41
Appalachian.....	L.....	50-53

## 1949-50 (16-9)

Head Coach: Brice Hall

Newberry.....	W.....	67-43
Wofford.....	W.....	61-53
North Carolina (3OT).....	W.....	79-78
Western Carolina.....	W.....	49-32
Western Carolina.....	W.....	55-35
Newberry.....	W.....	63-51
Hanes Knitters.....	W.....	73-59
Wofford.....	W.....	61-46
Appalachian.....	L.....	50-60
Catawba.....	L.....	52-55
East Carolina.....	W.....	70-58
High Point.....	L.....	65-73
Elon.....	W.....	55-52
Atlantic Christian.....	L.....	35-40
East Carolina.....	W.....	49-48
Guilford.....	L.....	56-64
Atlantic Christian.....	L.....	52-54
Appalachian.....	L.....	49-58
Elon.....	W.....	55-52
Guilford.....	W.....	71-52
Catawba.....	W.....	54-51
Hanes Knitters.....	W.....	74-50
High Point.....	L.....	81-87
East Carolina.....	W.....	52-34
Appalachian.....	L.....	76-84

## 1950-51 (17-7)

Head Coach: Jim Hamilton

NORTH STATE CONFERENCE REGULAR SEASON CHAMPIONS		
Newberry.....	W.....	55-49
Presbyterian.....	L.....	58-70
Wofford.....	L.....	66-73
Western Carolina.....	W.....	91-46
Western Carolina.....	W.....	90-67
Newberry.....	W.....	60-58

Wofford.....	W.....	90-82
Elon.....	W.....	82-71
Appalachian.....	L.....	57-78
Catawba.....	L.....	60-75
Atlantic Christian.....	W.....	58-56
East Carolina.....	W.....	62-51
Presbyterian.....	W.....	76-59
High Point.....	W.....	58-56
East Carolina.....	W.....	62-51
Guilford.....	W.....	54-46
Appalachian.....	W.....	80-61
Guilford.....	W.....	60-43
Catawba.....	W.....	77-66
Atlantic Christian.....	W.....	79-39
Elon.....	L.....	57-62
High Point.....	W.....	65-58
East Carolina.....	L.....	71-76
High Point.....	L.....	61-66

## 1951-52 (14-12)

Head Coach: Jim Hamilton

Charleston Naval.....	W.....	81-34
Newberry.....	L.....	56-62
Presbyterian.....	L.....	71-72
Western Carolina.....	W.....	65-58
Western Carolina.....	L.....	70-72
Wofford.....	L.....	77-78
Appalachian.....	L.....	63-86
Catawba.....	W.....	96-71
Atlantic Christian.....	W.....	61-59
High Point.....	W.....	61-57
Presbyterian.....	L.....	65-72
Elon.....	L.....	68-77
Wofford.....	L.....	67-84
Guilford.....	W.....	80-65
Appalachian.....	L.....	54-73
Dehart.....	W.....	69-65
Atlantic Christian.....	W.....	79-60
Catawba.....	W.....	82-66
Guilford.....	L.....	52-68
High Point.....	L.....	58-60
Newberry.....	W.....	84-51
Dehart.....	W.....	76-68
Elon.....	L.....	78-86
East Carolina.....	W.....	83-73
Guilford.....	W.....	71-65
High Point.....	W.....	74-59

## 1952-53 (14-12)

Head Coach: Jim Hamilton

DeHart.....	L.....	59-61
Presbyterian.....	L.....	62-69
Newberry.....	W.....	77-55
Wofford.....	W.....	82-74
Newberry.....	W.....	82-59
Atlantic Christian.....	W.....	86-77
East Carolina.....	L.....	65-74
Wofford.....	L.....	48-82
Wake Forest.....	L.....	45-59
Western Carolina.....	L.....	86-87
Appalachian.....	L.....	72-76
Catawba.....	W.....	76-64
East Carolina.....	W.....	69-64
Elon.....	L.....	69-82
Presbyterian.....	W.....	70-58
Guilford.....	W.....	67-61
High Point.....	W.....	73-70
Appalachian.....	W.....	70-69
Atlantic Christian.....	W.....	72-62
Guilford.....	W.....	77-69
Catawba.....	W.....	76-59
Dehart.....	L.....	76-84
Elon.....	L.....	63-87
High Point.....	W.....	82-69
Western Carolina.....	L.....	70-90

## 1953-54 (20-7)

Head Coach: Jim Hamilton

NAIA DISTRICT 26 PLAYOFFS		
Belmont Abbey.....	L.....	77-78
Tusculum.....	W.....	98-66
Wofford.....	W.....	77-72

Newberry.....	W.....	74-53
Atlantic Christian.....	W.....	86-76
East Carolina.....	L.....	79-87
Wofford.....	W.....	89-68
Belmont Abbey.....	W.....	98-75
Western Carolina.....	W.....	105-92
Appalachian.....	W.....	78-65
Catawba.....	W.....	75-58
East Carolina.....	L.....	64-74
Elon.....	W.....	82-71
Guilford.....	W.....	81-60
High Point.....	W.....	82-63
Newberry.....	W.....	86-55
Western Carolina.....	W.....	94-68
Appalachian.....	W.....	70-58
Atlantic Christian.....	W.....	95-72
Guilford.....	L.....	76-77
Catawba.....	W.....	73-51
Elon.....	W.....	74-64
High Point.....	W.....	72-56
Appalachian.....	W.....	86-61
Atlantic Christian.....	L.....	73-77
Erskine.....	L.....	78-81
Presbyterian.....	L.....	81-83

## 1954-55 (22-6)

Head Coach: Jim Hamilton

NORTH STATE CONFERENCE  
REGULAR SEASON CHAMPIONS  
NAIA DISTRICT 26 PLAYOFFS

Wofford.....	W.....	102-61
Belmont Abbey.....	L.....	72-60
Atlantic Christian.....	L.....	64-81
East Carolina.....	L.....	86-88
Wofford.....	L.....	76-89
Newberry.....	W.....	96-74
Virginia Tech.....	W.....	76-68
Western Carolina.....	W.....	105-72
Appalachian.....	W.....	90-79
Belmont Abbey.....	W.....	92-61
Catawba.....	W.....	73-69
East Carolina.....	W.....	98-79
Elon.....	W.....	72-66
Guilford.....	W.....	102-86
High Point.....	W.....	112-89
Newberry.....	W.....	105-65
Western Carolina.....	W.....	62-53
Appalachian.....	W.....	107-76
Atlantic Christian.....	W.....	109-98
Guilford.....	W.....	113-77
Catawba.....	W.....	87-66
Elon.....	W.....	77-73
High Point.....	W.....	95-92
Appalachian.....	W.....	91-81
Elon.....	W.....	80-71
Atlantic Christian.....	L.....	85-105
Presbyterian.....	W.....	100-90
Atlantic Christian.....	L.....	85-94

## 1955-56 (20-5)

Head Coach: Jim Hamilton

Newberry.....	W.....	98-59
Belmont Abbey.....	W.....	81-79
Pfeiffer.....	W.....	75-64
Atlantic Christian.....	L.....	75-93
East Carolina.....	L.....	60-79
Pfeiffer.....	W.....	94-82
Belmont Abbey.....	W.....	77-72
Western Carolina.....	W.....	97-73
Appalachian.....	W.....	98-68
Catawba.....	W.....	95-71
East Carolina.....	L.....	67-69
Newberry.....	W.....	109-75
Elon.....	W.....	85-79
High Point.....	L.....	79-90
Guilford.....	W.....	102-57
Western Carolina.....	W.....	115-81
Appalachian.....	W.....	80-65
Atlantic Christian.....	W.....	112-95
Guilford.....	W.....	76-57
Catawba.....	W.....	106-82
Elon.....	W.....	99-70
High Point.....	W.....	97-87

# Game Results (cont.)

Atlantic Christian.....W.....113-96
High Point.....W.....88-67
Elon.....L.....67-71

## 1956-57 (24-2)

Head Coach: Jim Hamilton

**NORTH STATE CONFERENCE  
REGULAR SEASON CHAMPIONS  
NORTH STATE CONFERENCE  
TOURNAMENT CHAMPIONS  
NAIA DISTRICT 26 PLAYOFFS**

Belmont Abbey.....L.....86-90
Newberry.....W.....80-52
Pfeiffer.....W.....85-65
Belmont Abbey.....W.....111-90
Pfeiffer.....W.....97-66
Atlantic Christian.....W.....74-71
East Carolina.....W.....82-63
Elon.....W.....59-53
Western Carolina.....W.....80-71
Appalachian.....W.....99-60
Catawba.....W.....86-53
East Carolina.....W.....67-56
Newberry.....W.....90-51
High Point.....W.....65-59
Guilford.....W.....80-61
Western Carolina.....W.....56-49
Appalachian.....W.....99-63
Atlantic Christian.....W.....98-76
Guilford.....W.....92-52
Catawba.....W.....87-66
Elon.....W.....79-56
High Point.....W.....83-76
Guilford.....W.....70-58
Atlantic Christian.....W.....90-70
Western Carolina.....W.....71-58
Presbyterian.....L.....52-54

## 1957-58 (24-4)

Head Coach: Billy Wells

**NORTH STATE CONFERENCE  
REGULAR SEASON CHAMPIONS  
NORTH STATE CONFERENCE  
TOURNAMENT CHAMPIONS  
NAIA DISTRICT 26 CHAMPIONS  
NAIA NATIONAL TOURNAMENT**

Newberry.....W.....71-60
Pfeiffer.....W.....92-61
Belmont Abbey.....L.....67-78
Guilford.....W.....79-77
Atlantic Christian.....W.....77-67
East Carolina.....W.....68-66
Elon.....W.....72-48
Newberry.....W.....78-68
Western Carolina.....L.....61-71
Appalachian.....W.....86-55
Catawba.....W.....70-61
East Carolina.....W.....71-64
Belmont Abbey.....L.....56-60
Pfeiffer.....W.....68-58
High Point.....W.....71-66
Western Carolina.....W.....81-73
Appalachian.....W.....50-48
Atlantic Christian.....W.....84-53
Guilford.....W.....65-53
Catawba.....W.....75-57
Elon.....W.....68-59
High Point.....W.....92-82
Catawba.....W.....77-57
Western Carolina.....W.....53-51
High Point.....W.....79-64
East Carolina.....W.....102-79
Belmont Abbey.....W.....61-53
Drury.....L.....73-78

## 1958-59 (24-6)

Head Coach: Billy Wells

**NAIA DISTRICT 26 CHAMPIONS  
NAIA NATIONAL TOURNAMENT  
QUARTERFINALS**

Newberry.....W.....95-71
Pfeiffer.....W.....83-76

Wofford.....W.....90-67
Guilford.....W.....96-53
East Carolina.....W.....75-60
Atlantic Christian.....W.....81-58
Belmont Abbey.....L.....57-64
Newberry.....W.....91-62
Western Carolina.....L.....59-69
Appalachian.....W.....74-45
Catawba.....W.....78-69
East Carolina.....L.....75-87
Atlantic Christian.....W.....48-30
Elon.....W.....89-57
Pfeiffer.....W.....74-60
High Point.....W.....66-60
Western Carolina.....W.....60-44
Appalachian.....L.....60-69
Wofford.....W.....78-64
Guilford.....W.....100-52
Catawba.....W.....77-52
Elon.....W.....58-50
High Point.....W.....79-67
Appalachian.....W.....80-68
Catawba.....L.....53-58
East Carolina.....W.....95-74
Western Carolina.....W.....48-42
Northern Michigan.....W.....90-67
Grambling.....W.....88-78
Southwest Texas.....L.....78-80

## 1959-60 (18-12)

Head Coach: Billy Wells

**NORTH STATE CONFERENCE  
REGULAR SEASON CHAMPIONS  
NAIA DISTRICT 26 PLAYOFFS**

Newberry.....W.....85-67
Wofford.....W.....89-72
Pfeiffer.....W.....86-71
Guilford.....W.....101-67
Belmont Abbey.....L.....60-80
Atlantic Christian.....W.....72-55
East Carolina.....W.....71-63
Western Carolina.....L.....67-72
Appalachian State.....L.....71-72
Newberry.....L.....79-85
Western Carolina.....L.....37-38
Appalachian State.....W.....81-69
Catawba.....W.....64-57
East Carolina.....L.....60-67
Atlantic Christian.....W.....59-34
Pfeiffer.....W.....66-48
Elon.....W.....82-75
High Point.....W.....74-66
Belmont Abbey.....L.....54-69
Western Carolina.....W.....67-51
Appalachian State.....L.....71-73
Wofford.....L.....72-74
Guilford.....W.....82-57
Catawba.....L.....73-68
Elon.....W.....70-48
High Point.....W.....72-61
Elon.....W.....70-48
High Point.....W.....78-68
Catawba.....L.....57-59
Appalachian State.....L.....77-84

## 1960-61 (23-7)

Head Coach: Billy Wells

**NORTH STATE CONFERENCE  
REGULAR SEASON CHAMPIONS  
NAIA DISTRICT 26 PLAYOFFS**

Wofford.....W.....62-49
Pfeiffer.....W.....81-56
Guilford.....W.....50-41
Newberry.....W.....50-47
East Carolina.....L.....67-90
Atlantic Christian.....L.....73-75
Elon.....W.....77-57
Presbyterian.....W.....90-61
Western Carolina.....W.....85-63
Wofford.....W.....66-46
Western Carolina.....W.....88-64
Appalachian.....W.....88-80
Pfeiffer.....W.....79-67

Catawba.....W.....71-63
East Carolina.....W.....92-65
Belmont Abbey.....W.....65-64
Atlantic Christian.....W.....88-67
High Point.....W.....88-71
Guilford.....W.....108-82
Western Carolina.....W.....70-66
Appalachian.....W.....93-80
Newberry.....W.....94-87
Belmont Abbey.....L.....55-59
Catawba.....W.....75-63
Elon.....L.....94-77
High Point.....L.....88-89
Catawba.....W.....63-51
Atlantic Christian.....L.....48-66
Appalachian.....W.....68-62
Newberry.....L.....65-70

## 1961-62 (17-9)

Head Coach: Billy Wells

**CAROLINAS CONFERENCE  
REGULAR SEASON CHAMPIONS**

Guilford.....W.....93-69
Pfeiffer.....W.....75-70
South Carolina.....L.....72-82
Newberry.....W.....96-60
East Carolina.....L.....72-80
Atlantic Christian.....W.....94-63
Belmont Abbey.....L.....62-65
Erskine.....L.....70-71
Wofford.....W.....89-59
Wofford.....W.....66-41
Western Carolina.....W.....61-59
Appalachian.....W.....85-75
Catawba.....W.....59-48
East Carolina.....W.....58-48
Belmont Abbey.....W.....77-66
Guilford.....W.....69-60
Atlantic Christian.....W.....107-46
High Point.....L.....69-71
Appalachian.....L.....58-64
Western Carolina.....L.....77-82
Newberry.....W.....88-56
Pfeiffer.....W.....92-58
Catawba.....W.....83-73
Wofford.....L.....70-74
High Point.....W.....98-92
High Point.....L.....77-91

## 1962-63 (26-5)

Head Coach: Billy Wells

**CAROLINAS CONFERENCE  
REGULAR SEASON CHAMPIONS  
CAROLINAS CONFERENCE  
TOURNAMENT CHAMPIONS  
NAIA DISTRICT 26 PLAYOFFS**

Guilford.....W.....91-58
Pfeiffer.....W.....87-68
Newberry.....W.....86-57
East Carolina.....W.....63-55
Atlantic Christian.....W.....76-53
Wofford.....L.....68-69
Elon.....L.....56-63
Guilford.....W.....96-48
Pikeville.....W.....87-67
High Point.....W.....65-61
Western Carolina.....W.....70-59
Appalachian.....W.....68-49
Catawba.....W.....62-50
East Carolina.....W.....76-69
Belmont Abbey.....W.....81-54
Atlantic Christian.....W.....81-68
High Point.....W.....60-57
Western Carolina.....L.....65-73
Appalachian.....L.....72-77
Newberry.....W.....94-69
Pfeiffer.....W.....73-54
Catawba.....W.....69-58
Belmont Abbey.....W.....94-70
Elon.....W.....82-65
High Point.....W.....64-58
Wofford.....W.....84-66
Elon.....W.....56-55

Western Carolina.....W.....56-50
High Point.....W.....63-47
Catawba.....W.....69-54
Western Carolina.....L.....56-64

## 1963-64 (17-12)

Head Coach: Billy Wells

**CAROLINAS CONFERENCE  
TOURNAMENT CHAMPIONS  
NAIA DISTRICT 26 PLAYOFFS**

Pfeiffer.....L.....58-60
Newberry.....L.....47-52
East Carolina.....L.....66-77
Atlantic Christian.....L.....71-76
Elon.....L.....71-77
Guilford.....W.....82-65
Cumberland.....W.....91-84
Oglethorpe.....W.....65-61
Wofford.....W.....95-80
Western Carolina.....L.....57-62
Appalachian.....W.....67-55
Wofford.....L.....73-80
Catawba.....W.....52-48
East Carolina.....L.....57-62
Atlantic Christian.....W.....72-68
Belmont Abbey.....W.....75-68
High Point.....W.....62-61
Western Carolina.....L.....48-52
Appalachian.....W.....65-57
Newberry.....W.....94-57
Pfeiffer.....W.....59-57
Catawba.....L.....47-78
Belmont Abbey.....W.....90-52
Elon.....W.....62-60
High Point.....L.....41-44
Catawba.....W.....57-51
Pfeiffer.....W.....72-58
High Point.....W.....31-30
High Point.....L.....27-36

## 1964-65 (17-8)

Head Coach: Billy Wells

Pfeiffer.....W.....64-62
Newberry.....W.....77-52
East Carolina.....L.....58-59
Atlantic Christian.....W.....107-82
Elon.....L.....84-85
Wofford.....W.....85-73
Berea.....W.....87-63
Chattanooga.....W.....74-66
Western Carolina.....W.....83-72
Appalachian.....L.....72-95
Catawba.....W.....110-73
East Carolina.....W.....79-63
Atlantic Christian.....W.....75-66
Wofford.....W.....96-95
High Point.....W.....82-77
Western Carolina.....L.....79-90
Appalachian.....W.....79-68
Newberry.....W.....99-78
Pfeiffer.....L.....58-60
Catawba.....W.....96-72
Guilford.....L.....62-63
Elon.....W.....70-62
High Point.....L.....57-76
Western Carolina.....W.....71-67
High Point.....L.....60-74

## 1965-66 (13-15)

Head Coach: Ed Lucke

Guilford.....L.....79-100
Pfeiffer.....W.....81-71
Newberry.....L.....57-58
East Carolina.....L.....74-90
Atlantic Christian.....W.....89-77
Elon.....L.....58-61
Presbyterian.....W.....70-62
Wofford.....L.....69-81
Chattanooga.....W.....78-54
Georgetown (Ky.).....L.....68-75
Georgia Southern.....L.....82-85
Chattanooga.....L.....84-87



# Game Results (cont.)

Western Carolina.....L.....	88-98
Appalachian.....W.....	82-74
Presbyterian.....W.....	87-72
Catawba.....W.....	88-84
Atlantic Christian.....W.....	108-70
East Carolina.....W.....	62-60
Western Carolina.....L.....	81-87
Appalachian.....L.....	72-78
Newberry.....W.....	76-58
High Point.....L.....	84-86
Catawba.....W.....	75-73
Pfeiffer.....L.....	75-76
Guilford.....W.....	79-71
Elon.....L.....	62-77
High Point.....W.....	68-62
Appalachian.....L.....	64-75

## 1966-67 (20-8)

Head Coach: Melvin Ruggles

Pfeiffer.....W.....	68-47
Newberry.....W.....	96-56
Atlantic Christian.....W.....	98-75
Belmont Abbey.....W.....	79-66
Elon.....W.....	75-63
Guilford.....L.....	71-81
Georgia Southern.....W.....	69-60
Cumberland.....W.....	107-71
Georgia Southern.....W.....	65-49
Western Carolina.....W.....	68-56
Elon.....W.....	75-67
Presbyterian.....W.....	78-54
Catawba.....L.....	69-74
Wofford.....L.....	58-71
Atlantic Christian.....W.....	81-71
Presbyterian.....L.....	57-58
High Point.....W.....	92-71
Western Carolina.....L.....	83-85
Appalachian.....W.....	77-68
Newberry.....W.....	90-67
Catawba.....W.....	79-68
Pfeiffer.....W.....	62-56
Guilford.....W.....	78-66
High Point.....L.....	69-83
Belmont Abbey.....W.....	90-83
Appalachian.....L.....	68-95
Newberry.....W.....	70-56
Guilford.....L.....	70-77

## 1967-68 (14-12)

Head Coach: Melvin Ruggles

Newberry.....W.....	70-68
Atlantic Christian.....L.....	75-84

Elon.....W.....	68-48
Pembroke State.....L.....	68-71
Appalachian.....L.....	72-78
Georgia Southern.....L.....	70-71
Western Carolina.....L.....	90-99
Elon.....W.....	72-64
Presbyterian.....W.....	80-66
Catawba.....W.....	76-75
Atlantic Christian.....W.....	101-79
Presbyterian.....W.....	76-48
Wofford.....W.....	80-62
Western Carolina.....L.....	67-64
Appalachian.....L.....	74-69
Newberry.....W.....	62-69
Pfeiffer.....W.....	84-79
Catawba.....L.....	77-41
Guilford.....L.....	74-53
High Point.....L.....	72-96
Guilford.....W.....	85-99
Pfeiffer.....W.....	84-81
Appalachian.....L.....	59-69
Guilford.....L.....	61-82

## 1968-69 (16-10)

Head Coach: Melvin Ruggles

Atlantic Christian.....L.....	81-90
Newberry.....W.....	78-66
Presbyterian.....W.....	63-51
Appalachian.....L.....	64-66
Elon.....W.....	59-56
Wofford.....W.....	104-68
Appalachian.....W.....	71-67
Elon.....L.....	65-73
Catawba.....W.....	78-74
Wofford.....W.....	57-49
Belmont Abbey.....L.....	67-69
Pfeiffer.....L.....	77-84
Western Carolina.....W.....	89-66
Presbyterian.....W.....	56-53
Wofford.....W.....	90-55
High Point.....L.....	80-82
Atlantic Christian.....W.....	107-82
Western Carolina.....W.....	83-66
Appalachian.....W.....	86-71
Newberry.....L.....	75-83
Pfeiffer.....W.....	92-90
Catawba.....L.....	86-90
Guilford.....W.....	92-77
High Point.....L.....	73-94
Belmont Abbey.....W.....	76-64
Catawba.....L.....	63-77

## 1969-70 (18-9)

Head Coach: Melvin Ruggles

Atlantic Christian.....W.....	94-74
Newberry.....L.....	86-90
J. C. Smith.....L.....	80-85
Catawba.....W.....	80-77
Elon.....W.....	77-74
Catawba.....W.....	86-75
UNC-Asheville.....W.....	70-67
Elon.....L.....	78-83
Wofford.....W.....	84-63
Guilford.....L.....	79-98
Pfeiffer.....W.....	89-70
Western Carolina.....L.....	73-84
J. C. Smith.....L.....	78-81
High Point.....W.....	98-74
Atlantic Christian.....W.....	94-76
Western Carolina.....W.....	70-62
Appalachian.....W.....	71-64
Newberry.....W.....	85-67
Pfeiffer.....W.....	63-59
Catawba.....L.....	67-72
Wofford.....W.....	76-71
High Point.....W.....	93-81
Guilford.....L.....	78-87
Appalachian.....W.....	70-61
Catawba.....W.....	79-66
Guilford.....L.....	78-97
Newberry.....W.....	84-75

## 1970-71 (17-9)

Head Coach: J.D. Barnett

Elon.....W.....	76-63
Western Carolina.....L.....	66-76
Newberry.....W.....	86-84
Catawba.....W.....	68-63
Elon.....L.....	58-67
Atlantic Christian.....W.....	89-77
Belmont Abbey.....W.....	85-75
Morris Harvey.....L.....	63-77
Cumberland.....W.....	87-70
Elon.....L.....	53-65
Wofford.....L.....	55-64
Guilford.....W.....	88-62
Pfeiffer.....W.....	86-62
Wofford.....W.....	75-61
High Point.....W.....	82-76
Atlantic Christian.....W.....	105-88
Newberry.....L.....	68-72
Pfeiffer.....L.....	71-75
Catawba.....W.....	85-62
High Point.....W.....	75-67
Guilford.....L.....	68-89
Belmont Abbey.....W.....	96-71
Appalachian.....W.....	102-83
High Point.....W.....	86-75
Guilford.....L.....	52-62

## 1971-72 (24-8)

Head Coach: Bob Hodges

CAROLINAS CONFERENCE  
REGULAR SEASON CHAMPIONS  
DISTRICT 26 PLAYOFFS

Pfeiffer.....W.....	71-49
Elon.....L.....	66-76
Newberry.....W.....	99-74
Catawba.....L.....	75-82
Elon.....W.....	72-70
Gardner-Webb.....L.....	87-109
Atlantic Christian.....W.....	85-79
Belmont Abbey.....L.....	59-60
Belmont Abbey.....W.....	84-82
Gardner-Webb.....W.....	83-79
Presbyterian.....W.....	69-67
Mars Hill.....W.....	82-63
Gardner-Webb.....L.....	58-64
Guilford.....W.....	83-76
Pfeiffer.....W.....	102-74
Newberry.....W.....	84-68
Elon.....W.....	62-61
High Point.....L.....	70-76
Atlantic Christian.....W.....	83-75

Appalachian.....W.....	87-74
Pfeiffer.....W.....	81-71
Catawba.....W.....	71-68
Mars Hill.....W.....	70-63
High Point.....W.....	15-9
Guilford.....W.....	87-82
Belmont Abbey.....W.....	79-68
Presbyterian.....W.....	103-77
Appalachian.....W.....	99-80
Atlantic Christian.....W.....	83-68
Guilford.....L.....	60-63
Barber-Scotia.....W.....	88-77
Gardner-Webb.....L.....	76-77

## 1972-73 (22-10)

Head Coach: Bob Hodges

CAROLINAS CONFERENCE  
REGULAR SEASON CHAMPIONS  
CAROLINAS CONFERENCE  
TOURNAMENT CHAMPIONS  
DISTRICT 26 PLAYOFFS


Hanover.....W.....	83-78
Catawba.....L.....	59-62
Western Carolina.....L.....	63-70
Campbell.....W.....	65-53
Elon.....W.....	69-66
Concordia.....W.....	75-49
Valparaiso.....L.....	63-70
Belmont Abbey.....L.....	79-87
Wartburg.....W.....	87-68
Augsburg.....L.....	80-88
Bethany.....W.....	113-75
Gardner-Webb.....W.....	73-67
Guilford.....L.....	84-85
Atlantic Christian.....W.....	108-64
Pfeiffer.....W.....	98-67
Mars Hill.....W.....	89-67
Elon.....L.....	76-77
High Point.....W.....	83-54
Atlantic Christian.....W.....	76-66
Appalachian State.....W.....	96-74
Pfeiffer.....W.....	93-69
Catawba.....W.....	81-74
Gardner-Webb.....L.....	80-81
Mars Hill.....L.....	56-62
High Point.....W.....	68-61
Guilford.....W.....	89-78
Belmont Abbey.....W.....	82-60
Appalachian.....W.....	84-78
Western Carolina.....W.....	92-69
Catawba.....W.....	69-62
Pfeiffer.....W.....	54-50
Catawba.....L.....	65-66

## 1973-74 (16-15)

Head Coach: Bob Hodges

CAROLINAS CONFERENCE  
TOURNAMENT CHAMPIONS  
DISTRICT 26 PLAYOFFS

Campbell.....W.....	76-67
Elon.....W.....	78-68
Gardner-Webb.....L.....	77-103
Western Carolina.....L.....	88-93
Belmont Abbey.....W.....	65-59
Elon.....W.....	68-57
Gardner-Webb.....L.....	76-95
Greensboro.....W.....	95-78
Gardner-Webb.....L.....	64-81
Guilford.....L.....	68-79
Pfeiffer.....L.....	74-79
Atlantic Christian.....W.....	62-61
Mars Hill.....W.....	76-61
Elon.....L.....	65-66
High Point.....L.....	52-56
Atlantic Christian.....W.....	86-71
Appalachian.....W.....	82-77
Pfeiffer.....W.....	95-91
Catawba.....L.....	76-79
Campbell.....L.....	74-83
Mars Hill.....L.....	63-67
High Point.....W.....	80-70
Guilford.....L.....	72-75
Belmont Abbey.....L.....	58-60



The 1992-93 L-R Men's Basketball Team was one of the school's best ever, going 25-7 on the year, winning the Food Lion SAC Tournament Championship and advancing to the NAIA Elite Eight.

# Game Results (cont.)

Appalachian.....L.....	60-63
Western Carolina.....W.....	85-82
Catawba.....W.....	75-73
Pfeiffer.....W.....	88-67
Elon.....W.....	73-71
Mars Hill.....W.....	65-53
Gardner-Webb.....L.....	87-88

## 1974-75 (7-22)

Head Coach: Bob Hodges

Pfeiffer.....W.....	87-72
Catawba.....L.....	65-76
Elon.....L.....	63-70
Gardner-Webb.....L.....	81-93
Western Carolina.....W.....	84-72
Belmont Abbey.....L.....	69-76
Hanover.....L.....	78-82
Steuernville.....L.....	77-83
Belmont Abbey.....W.....	69-68
Campbell.....L.....	76-89
Guilford.....L.....	81-88
Gardner-Webb.....L.....	58-81
Atlantic Christian.....L.....	68-78
Mars Hill.....L.....	67-79
Elon.....L.....	58-67
High Point.....W.....	63-60
Atlantic Christian.....L.....	65-74
Appalachian.....W.....	70-61
Pfeiffer.....L.....	81-87
Catawba.....L.....	59-71
Pfeiffer.....W.....	102-78
Mars Hill.....L.....	63-64
High Point.....L.....	72-78
Guilford.....L.....	77-97
Belmont Abbey.....L.....	69-70
Appalachian.....L.....	80-88
Western Carolina.....L.....	73-86
Catawba.....W.....	69-64
Guilford.....L.....	86-95

## 1975-76 (16-15)

Head Coach: Bob Hodges

North Georgia.....W.....	58-52
Catawba.....W.....	77-70
Elon.....W.....	91-86
Appalachian.....L.....	61-75
Guilford.....W.....	89-87
Barber-Scotia.....L.....	102-103
Belmont Abbey.....W.....	99-77
Livingstone.....W.....	76-74
Pfeiffer.....W.....	73-71
Gardner-Webb.....L.....	83-88
Bluefield State.....L.....	87-93
Concord.....L.....	70-74
Western Carolina.....L.....	73-84
Gardner-Webb.....L.....	71-75
Atlantic Christian.....W.....	86-72
Mars Hill.....L.....	83-84
Elon.....W.....	80-74
High Point.....L.....	53-68
Atlantic Christian.....W.....	79-71
Western Carolina.....L.....	80-89
Appalachian.....W.....	72-67
Pfeiffer.....W.....	87-78
Catawba.....L.....	67-75
Pfeiffer.....W.....	91-77
Catawba.....L.....	67-75
Mars Hill.....L.....	68-78
High Point.....W.....	95-76
Guilford.....L.....	74-85
Belmont Abbey.....W.....	82-75
Gardner-Webb.....L.....	78-97
Barber-Scotia.....W.....	85-78
Catawba.....L.....	66-67

## 1976-77 (15-16)

Head Coach: Bob Hodges

Elon.....W.....	93-78
Catawba.....L.....	90-95
Elon.....L.....	115-118
Appalachian.....L.....	64-72
Guilford.....W.....	39-37

Belmont Abbey.....W.....	99-85
J. C. Smith.....W.....	103-89
Gardner-Webb.....L.....	73-96
Concordia.....W.....	128-80
Capital.....L.....	83-86
Augsburg.....L.....	87-98
Barber-Scotia.....W.....	86-79
Mars Hill.....W.....	97-78
Elon.....L.....	80-81
High Point.....L.....	73-74
Gardner-Webb.....L.....	88-98
Western Carolina.....W.....	88-79
Appalachian.....L.....	81-82
UNC-Asheville.....W.....	107-83
Livingstone.....W.....	119-84
Catawba.....L.....	81-83
Mars Hill.....W.....	90-70
High Point.....W.....	82-79
Guilford.....L.....	85-95
Belmont Abbey.....W.....	92-77
Gardner-Webb.....L.....	102-113
UNC-Asheville.....W.....	100-89
Catawba.....L.....	87-89
Barber-Scotia.....L.....	82-100
Belmont Abbey.....W.....	109-98
Western Carolina.....L.....	75-77

## 1977-78 (19-12)

Head Coach: Bob Hodges


NAIA DISTRICT 26 PLAYOFFS

Guilford.....L.....	58-66
Elon.....L.....	57-58
Mars Hill.....W.....	90-59
Appalachian.....W.....	73-72
J. C. Smith.....W.....	83-82
Belmont Abbey.....W.....	84-75
Gardner-Webb.....L.....	86-97
High Point.....W.....	84-64
Methodist.....W.....	91-61
J. C. Smith.....W.....	89-77
Guilford.....W.....	104-84
Elon.....W.....	45-37
High Point.....W.....	86-73
Barber-Scotia.....W.....	81-73
Gardner-Webb.....L.....	86-87
Elon.....W.....	84-78
Catawba.....L.....	80-92
Mars Hill.....W.....	65-46
High Point.....W.....	84-70
Guilford.....L.....	88-92
Belmont Abbey.....W.....	87-78
Appalachian.....W.....	81-79
UNC-Asheville.....W.....	97-77
Pfeiffer.....L.....	91-94
Catawba.....W.....	90-84
Guilford.....L.....	50-57
Gardner-Webb.....L.....	84-91
Barber-Scotia.....L.....	79-86
Belmont Abbey.....L.....	83-86
Fayetteville State.....W.....	98-63
Winston-Salem State.....L.....	63-69

## 1978-79 (14-16)

Head Coach: Neil Hodges

Presbyterian.....L.....	72-79
Newberry.....W.....	70-67
Catawba.....L.....	73-92
Elon.....W.....	79-69
Mars Hill.....W.....	66-61
Appalachian.....L.....	57-94
J.C. Smith.....W.....	71-67
Belmont Abbey.....L.....	70-74
Pfeiffer.....L.....	75-88
Pembroke State.....W.....	72-70
Elon.....W.....	59-57
Walsh.....W.....	52-50
Carson-Newman.....W.....	79-77
J.C. Smith.....L.....	79-75
Wingate.....W.....	73-58
High Point.....W.....	75-67
Guilford.....L.....	62-64
Gardner-Webb.....L.....	77-109
Elon.....W.....	65-63



The 1994-95 Lenoir-Rhyne Men's Basketball Team won both the South Atlantic Conference Regular Season and Tournament Titles en route to an 18-11 mark and a berth in the NCAA Division II Playoffs.

Catawba.....L.....	70-85
Mars Hill.....W.....	70-65
High Point.....L.....	44-63
Guilford.....L.....	86-96
Belmont Abbey.....L.....	74-90
Pembroke State.....W.....	59-70
Catawba.....L.....	70-67
Wingate.....W.....	75-73
Belmont Abbey.....L.....	62-68
Gardner-Webb.....L.....	65-78
UNC-Asheville.....L.....	58-62
USC-Spartanburg.....W.....	59-55
High Point.....L.....	32-34
UNC-Asheville.....W.....	67-65
Appalachian State.....L.....	66-79
Gardner-Webb.....L.....	67-70
Elon.....W.....	68-61
Pfeiffer.....W.....	69-63
Catawba.....L.....	76-84
Mars Hill.....W.....	93-54
High Point.....W.....	53-51
Elon.....W.....	56-50
UNC-Ashville.....L.....	68-70
Guilford.....W.....	81-67
Pfeiffer.....L.....	81-87
Catawba.....L.....	79-91
Wingate.....L.....	71-80
Gardner-Webb.....W.....	76-72
Belmont Abbey.....W.....	79-70

## 1979-80 (11-17)

Head Coach: Neil Hodges

Elon.....L.....	49-64
Guilford.....L.....	80-85
Greensboro.....W.....	74-51
Mars Hill.....W.....	73-66
Appalachian.....L.....	45-47
Wingate.....W.....	92-87
Gardner-Webb.....L.....	73-86
Pfeiffer.....W.....	63-57
Elon.....W.....	59-57
Georgia.....L.....	74-102
J.C. Smith.....L.....	90-99
Wingate.....W.....	91-84
High Point.....L.....	46-57
UNC-Asheville.....W.....	93-78
Guilford.....L.....	63-67
Gardner-Webb.....W.....	68-67
Elon.....L.....	59-68
Catawba.....L.....	80-88
Mars Hill.....L.....	65-67
High Point.....W.....	85-80
Belmont Abbey.....L.....	68-78
UNC-Asheville.....W.....	93-78
Guilford.....L.....	63-67
Pfeiffer.....W.....	82-72
Catawba.....L.....	87-98
Wingate.....W.....	85-75
Belmont Abbey.....L.....	78-97
Gardner-Webb.....L.....	74-86

## 1980-81 (14-11)

Head Coach: Neil Hodges

USC-Spartanburg.....L.....	68-77
Vorhees.....W.....	75-68
Guilford.....W.....	73-68
Mars Hill.....W.....	97-82
Belmont Abbey.....L.....	76-86
Wingate.....W.....	79-78
Winthrop.....L.....	63-73

# Game Results (cont.)

## 1982-83 (7-20)

**Head Coach: Lee Gibbs**

Barber-Scotia.....L.....	82-90
Elon.....W.....	96-82
Pfeiffer.....L.....	73-95
Alderson-BroadAdus.....L.....	104-116
Limestone.....L.....	75-89
Guilford.....L.....	75-101
Pfeiffer.....L.....	78-94
Mars Hill.....W.....	91-74
Winthrop.....L.....	76-94
Voorhees.....W.....	116-102
High Point.....L.....	62-72
UNC-Asheville.....L.....	83-89
Barber-Scotia.....W.....	77-74
Gardner-Webb.....L.....	76-95
Belmont Abbey.....L.....	65-83
Catawba.....L.....	78-99
Mars Hill.....W.....	80-77
High Point.....L.....	72-74
Guilford.....L.....	80-89
UNC-Asheville.....L.....	73-76
Wingate.....W.....	110-86
Elon.....L.....	81-105
Catawba.....L.....	80-102
Pfeiffer.....L.....	64-85
Gardner-Webb.....L.....	94-108
Wingate.....L.....	80-88
Belmont Abbey.....W.....	99-89

## 1983-84 (11-14)

**Head Coach: Lee Gibbs**

Elon.....W.....	97-88
Barber-Scotia.....W.....	93-68
Livingstone.....W.....	88-76
Limestone.....W.....	74-70
Gardner-Webb.....L.....	71-75
Guilford.....W.....	88-69
Appalachian.....L.....	48-57
Mars Hill.....L.....	67-78
Coastal Carolina.....L.....	63-73
Central Wesleyan.....W.....	69-63
High Point.....L.....	69-73
USC-Aiken.....W.....	87-80
Barber-Scotia.....W.....	84-67
Belmont Abbey.....L.....	68-81
Catawba.....W.....	81-75
Pfeiffer.....W.....	76-69
Gardner-Webb.....W.....	70-68
High Point.....W.....	68-63
Wingate.....W.....	70-65
Guilford.....L.....	65-74
UNC-Asheville.....W.....	68-67
Belmont Abbey.....L.....	46-59
Catawba.....L.....	64-83

Wingate.....W.....	97-81
Pfeiffer.....L.....	76-93
Gardner-Webb.....L.....	61-62
Elon.....L.....	78-87
UNC-Asheville.....L.....	50-58
Mars Hill.....W.....	63-60

## 1984-85 (21-12)

**Head Coach: Lee Gibbs**  
**CAROLINAS CONFERENCE**  
**TOURNAMENT CHAMPIONS**  
**NAIA DISTRICT 26 PLAYOFFS**

Barber-Scotia.....W.....	85-74
High Point.....L.....	66-79
Barber-Scotia.....W.....	70-69
N.C. Central.....W.....	83-77
Methodist.....W.....	86-72
Pfeiffer.....W.....	53-51
Johnson C. Smith.....W.....	74-55
Belmont Abbey.....L.....	55-60
Guilford.....W.....	77-74
Pembroke State.....L.....	61-62
High Point.....W.....	83-77
Barber-Scotia.....W.....	90-73
Gardner-Webb.....L.....	57-60
Elon.....L.....	56-57
Belmont Abbey.....W.....	56-52
Catawba.....L.....	83-89
Pfeiffer.....L.....	79-91
Pembroke State.....L.....	71-79
High Point.....L.....	72-78
Wingate.....W.....	81-67
Guilford.....W.....	67-61
Atlantic Christian.....W.....	71-66
Belmont Abbey.....L.....	74-75
Catawba.....W.....	75-65
Wingate.....W.....	69-56
Pfeiffer.....W.....	70-59
Gardner-Webb.....L.....	66-81
Elon.....W.....	66-64
Atlantic Christian.....W.....	85-57
Elon.....W.....	54-53
Pembroke State.....W.....	87-52
Catawba.....W.....	62-58
Pembroke State.....L.....	48-51

## 1985-86 (10-18)

**Head Coach: Lee Gibbs**

Newberry.....W.....	72-65
Gardner-Webb.....L.....	71-74
Limestone.....W.....	72-65
Pfeiffer.....L.....	62-78
Mount Olive.....W.....	89-62
Gardner-Webb.....W.....	70-67
Guilford.....W.....	63-57

Pembroke State.....L.....	75-78
High Point.....W.....	70-64
Atlantic Christian.....L.....	70-82
Gardner-Webb.....L.....	78-83
Elon.....L.....	70-80
Belmont Abbey.....L.....	48-69
Catawba.....L.....	56-81
Pfeiffer.....L.....	72-76
Pembroke State.....W.....	70-67
High Point.....W.....	53-51
Wingate.....L.....	60-61
Guilford.....L.....	56-64
Atlantic Christian.....L.....	75-78
Atlantic Christian.....L.....	75-78
Mars Hill.....L.....	78-90
Catawba.....L.....	65-76
Wingate.....W.....	93-69
Pfeiffer.....L.....	85-94
Gardner-Webb.....W.....	75-66
Elon.....L.....	67-77
Belmont Abbey.....L.....	52-54
Wingate.....L.....	65-85

## 1986-87 (8-20)

**Head Coach: John Lentz**

Elon.....L.....	60-66
Limestone.....L.....	68-81
Mount Olive.....W.....	89-87
West Virginia Tech.....L.....	43-74
Guilford.....L.....	54-57
Pembroke State.....L.....	67-70
High Point.....W.....	58-54
Lander.....W.....	50-46
Limestone.....L.....	58-75
Mars Hill.....L.....	58-71
Gardner-Webb.....W.....	61-58
Belmont Abbey.....L.....	53-79
Catawba.....L.....	52-62
Pfeiffer.....W.....	67-65
Pembroke State.....L.....	60-65
High Point.....L.....	58-71
Wingate.....L.....	72-74
Guilford.....W.....	66-63
Atlantic Christian.....L.....	67-98
Mars Hill.....L.....	54-83
Catawba.....L.....	69-89
Elon.....L.....	57-67
Pfeiffer.....W.....	63-59
Gardner-Webb.....L.....	56-57
Elon.....W.....	74-71
Belmont Abbey.....L.....	52-58
Atlantic Christian.....W.....	76-72
Elon.....L.....	67-71

## 1987-88 (12-17)

**Head Coach: John Lentz**

Limestone.....L.....	64-90
St. Vincents.....L.....	78-87
UNC-Greensboro.....W.....	70-63
Presbyterian.....L.....	67-71
Gardner-Webb.....L.....	61-87
Guilford.....W.....	79-62
Pembroke State.....L.....	59-61
High Point.....L.....	48-61
Glenville State.....W.....	80-65
Catawba.....L.....	81-86
Mars Hill.....L.....	74-76
Belmont Abbey.....W.....	78-72
Catawba.....W.....	81-60
Pembroke State.....W.....	59-54
High Point.....W.....	66-60
Wingate.....W.....	85-67
Guilford.....W.....	74-55
Atlantic Christian.....L.....	51-61
Elon.....W.....	80-74
Mars Hill.....L.....	74-76
Catawba (OT).....L.....	74-87
Pfeiffer (OT).....L.....	86-96
Gardner-Webb.....L.....	59-71
Belmont Abbey.....L.....	67-76
Atlantic Christian.....W.....	75-65
Elon.....L.....	65-93
Pfeiffer.....W.....	85-67

Wingate.....L.....	68-78
Catawba.....L.....	65-82

## 1988-89 (11-15)

**Head Coach: John Lentz**

Shawnee State.....L.....	64-75
Rio Grande.....L.....	66-68
West Virginia State.....W.....	80-77
Mars Hill.....W.....	79-68
Gardner-Webb.....L.....	50-71
Catawba.....W.....	67-65
Lander.....L.....	47-53
St. Andrews.....L.....	63-73
Mount Olive.....L.....	61-68
Elon.....L.....	78-79
Atlantic Christian.....L.....	72-90
High Point.....W.....	54-52
Wingate.....L.....	45-56
Pembroke State.....W.....	74-62
Pfeiffer.....L.....	83-97
Saint Andrews.....W.....	75-68
Mount Olive.....W.....	73-64
Saint Andrews.....W.....	90-84
Elon.....W.....	68-67
Atlantic Christian.....W.....	94-71
Gardner-Webb.....L.....	70-72
High Point.....L.....	67-76
Wingate (3OT).....L.....	100-104
Pembroke State.....L.....	78-88
Pfeiffer.....W.....	101-75
Pfeiffer.....L.....	75-84

## 1989-90 (21-6)

**Head Coach: John Lentz**  
**SOUTH ATLANTIC CONFERENCE**  
**REGULAR SEASON CHAMPIONS**  
**NAIA DISTRICT 26 FINALS**

Pfeiffer.....W.....	82-77
Barry.....W.....	81-65
Lock Haven.....W.....	86-73
Wofford.....W.....	84-79
West Georgia.....W.....	76-75
Bristol.....W.....	88-65
Mars Hill.....L.....	79-83
Wingate.....L.....	71-93
Catawba.....W.....	102-67
Queens.....W.....	66-63
Gardner-Webb.....W.....	69-54
Elon.....L.....	86-88
Carson-Newman.....W.....	84-72
Presbyterian.....W.....	75-72
Barber-Scotia.....L.....	64-73
Mars Hill.....W.....	79-59
Queens.....W.....	92-67
Wingate.....W.....	79-78
Catawba.....W.....	108-82
Gardner-Webb.....W.....	60-54
Elon.....W.....	71-60
Wofford.....W.....	72-70
Carson-Newman.....W.....	80-72
Presbyterian.....L.....	59-72
Barber-Scotia.....W.....	91-79
Pembroke State.....W.....	82-73
Pfeiffer.....L.....	94-96


## 1990-91 (22-7)

**Head Coach: John Lentz**  
**SOUTH ATLANTIC CONFERENCE**  
**REGULAR SEASON CHAMPIONS**  
**NAIA DISTRICT 26 PLAYOFFS**

Francis Marion.....W.....	75-69
Longwood.....W.....	64-55
Mt. Olive.....W.....	101-90
St. Andrews.....W.....	86-67
Mars Hill.....W.....	71-70
West Georgia.....W.....	78-73
Voorhees.....W.....	99-86
St. Leo.....W.....	84-74
Rollins.....W.....	65-61
Barry.....W.....	93-87
SIU-Edwardsville.....W.....	84-83
Catawba (OT).....W.....	93-89


LR

LR



The 2002-03 Lenoir-Rhyne squad went 22-8 on the year and won both the South Atlantic Conference Regular Season and Tournament Titles. The Bears also made the NCAA Division II Playoffs for the second time ever.

# Game Results (cont.)



The 2003-04 Lenoir-Rhyne Men's Basketball Team went 19-9 on the season and won the South Atlantic Conference Regular Season Championship and earned a spot in the NCAA Division II Playoffs, the second straight year for both feats.

Gardner-Webb.....L.....	69-72
Wofford.....L.....	72-79
Carson-Newman.....W.....	78-68
Presbyterian.....L.....	60-71
Wingate.....W.....	83-74
Elon.....L.....	58-61
Mars Hill.....W.....	81-62
Wofford.....W.....	73-68
Wingate.....W.....	78-61
Catawba.....L.....	73-77
Gardner-Webb.....W.....	92-76
Elon.....W.....	103-75
Carson-Newman.....W.....	78-73
Presbyterian.....W.....	67-58
Mars Hill.....W.....	59-53
Catawba.....L.....	84-86
Pembroke State.....L.....	72-82

## 1991-92 (20-10)

**Head Coach: John Lentz**  
**FOOD LION SAC TOURNAMENT CHAMPIONS**  
**NAIA DISTRICT 26 PLAYOFFS**

Wheeling Jesuit.....W.....	102-93
Shepherd.....W.....	69-62
Lees-McRae.....W.....	86-59
Longwood.....W.....	101-69
Wofford.....L.....	69-76
Augusta.....W.....	71-62
Concord.....W.....	83-68
Livingston.....W.....	76-67
Mississippi College.....L.....	62-87
Catawba.....W.....	89-79
Gardner-Webb.....L.....	67-69
Elon.....W.....	92-76
Belmont Abbey.....W.....	72-67
Carson-Newman.....W.....	63-61
Presbyterian.....W.....	88-77
Wingate.....L.....	70-74
Mars Hill.....W.....	76-66
Wofford.....L.....	75-80
Wingate.....W.....	97-84
Catawba.....W.....	107-79
Mars Hill.....W.....	89-71
Gardner-Webb.....L.....	80-89
Elon.....L.....	60-72
Carson-Newman.....L.....	67-78
Presbyterian.....L.....	60-75
Wingate.....W.....	78-63
Elon.....W.....	67-56
Presbyterian.....W.....	72-66
High Point.....W.....	87-74
Pfeiffer.....L.....	79-97

## 1992-93 (25-7)

**Head Coach: John Lentz**  
**FOOD LION SAC TOURNAMENT CHAMPIONS**  
**NAIA DISTRICT 26 CHAMPIONS**  
**NAIA NATIONAL QUARTERFINALS**

High Point.....L.....	94-100
USC-Spartanburg.....W.....	86-65
Belmont Abbey.....W.....	84-47
High Point.....W.....	82-61
Alderson-Broaddus.....W.....	103-92
Bluefield State.....L.....	85-95
Shepherd.....L.....	72-81
Catawba.....W.....	76-74
Wofford.....L.....	75-85
Gardner-Webb.....L.....	58-77
Elon.....W.....	85-57
Carson-Newman (OT).....W.....	69-67
Presbyterian (OT).....W.....	86-80
Wingate.....W.....	81-64
Mars Hill.....W.....	83-73
Wofford.....W.....	80-77
Wingate.....W.....	75-66
Catawba.....W.....	92-74
Mars Hill.....W.....	77-63
Gardner-Webb.....W.....	82-60
Elon.....W.....	74-66
Carson-Newman.....W.....	92-68
Presbyterian.....L.....	67-72
Carson-Newman.....W.....	87-69
Wingate.....W.....	81-72
Presbyterian.....W.....	74-66
Wisc.-Stevens Point.....W.....	77-74
Oklahoma City.....W.....	85-67
Hawaii Pacific.....L.....	76-79

## 1993-94 (15-13)

**Head Coach: John Lentz**

Concord.....W.....	112-97
Belmont Abbey.....L.....	75-78
Shepherd.....W.....	86-83
Mount Olive.....W.....	78-76
USC-Spartanburg.....L.....	70-80
District of Columbia.....W.....	96-71
Lincoln Memorial.....L.....	63-71
Wofford.....L.....	63-76
Millersville.....W.....	62-59
Jacksonville State.....L.....	81-93
Wingate.....L.....	67-74
Catawba.....W.....	75-64
Gardner-Webb.....W.....	76-73
Elon.....L.....	67-80
Wofford.....L.....	57-61
Carson-Newman.....W.....	73-66

Presbyterian.....L.....	73-83
Mars Hill.....W.....	77-71
Mars Hill.....L.....	76-81
Wingate.....W.....	79-73
Catawba.....W.....	64-57
Gardner-Webb.....L.....	72-74
Elon.....W.....	88-77
Carson-Newman.....L.....	73-81
Presbyterian.....W.....	77-73
Wingate.....W.....	70-61
Gardner-Webb.....W.....	92-68
Carson-Newman.....L.....	79-64

## 1994-95 (18-11)

**Head Coach: John Lentz**  
**SOUTH ATLANTIC CONFERENCE REGULAR SEASON CHAMPIONS**  
**FOOD LION SAC TOURNAMENT CHAMPIONS**  
**NCAA DIVISION II PLAYOFFS**

Johnson C. Smith.....W.....	92-85
N.C. Central.....L.....	76-83
USC-Spartanburg.....L.....	73-80
Elizabeth City State.....L.....	87-89
Concord.....W.....	65-61
Catawba.....L.....	66-69
Catawba.....W.....	86-71
Saint Thomas.....W.....	77-61
Barry.....L.....	50-57
Jacksonville State.....L.....	69-78
Gardner-Webb.....W.....	70-66
Elon.....W.....	95-77
Wofford.....L.....	62-74
Carson-Newman.....W.....	92-81
Presbyterian.....W.....	70-64
Wingate.....W.....	72-56
Mars Hill.....W.....	72-67
Catawba.....W.....	88-73
Wofford.....W.....	90-77
Gardner-Webb.....W.....	54-53
Elon.....W.....	82-71
Carson-Newman.....L.....	67-77
Presbyterian.....L.....	56-60
Wingate.....W.....	72-61
Mars Hill.....L.....	68-93
Elon.....W.....	60-57
Mars Hill.....W.....	85-76
Presbyterian.....W.....	52-50
Johnson C. Smith.....L.....	71-72

## 1995-96 (14-12)

**Head Coach: John Lentz**

Pembroke State.....L.....	59-77
Belmont Abbey.....W.....	74-68
Newberry.....W.....	83-73
Emmanuel.....W.....	111-66
Francis Marion.....W.....	78-74
District of Columbia.....W.....	85-80
Mount Olive.....L.....	73-83
Lynn.....L.....	66-77
St. Thomas.....W.....	71-66
Barry.....L.....	70-81
Carson-Newman.....L.....	72-77
Presbyterian.....L.....	65-75
Wingate.....L.....	49-60
Mars Hill.....W.....	91-76
Gardner-Webb.....W.....	98-87
Catawba.....L.....	63-71
Newberry.....W.....	85-76
Carson-Newman.....W.....	79-69
Presbyterian.....W.....	57-48
Elon.....L.....	56-73
Wingate.....L.....	70-64
Mars Hill.....L.....	76-82
Elon.....W.....	77-75
Gardner-Webb.....L.....	64-77
Catawba.....W.....	78-56
Mars Hill.....L.....	79-87

## 1996-97 (14-13)

**Head Coach: John Lentz**

Clark-Atlanta (OT).....W.....	70-67
N.C. Central.....L.....	57-67
USC-Spartanburg.....L.....	69-83
Belmont Abbey.....L.....	54-77
Armstrong Atlantic.....L.....	62-76
USC-Spartanburg.....W.....	81-73
Newberry.....W.....	66-52
Piedmont.....W.....	73-71
Jacksonville State.....L.....	72-82
Presbyterian.....L.....	46-61
Newberry.....W.....	54-48
Wingate (OT).....W.....	80-76
Mars Hill.....W.....	66-53
Gardner-Webb.....L.....	62-67
Catawba.....L.....	60-63
Carson-Newman.....L.....	60-70
Elon.....W.....	76-66
Presbyterian.....L.....	51-67
Wingate.....L.....	78-71
Mars Hill.....W.....	80-73
Catawba.....L.....	63-76
Carson-Newman.....W.....	62-57
Elon.....L.....	55-65
Carson-Newman.....W.....	58-56
Wingate.....W.....	70-58
Elon.....L.....	59-62

## 1997-98 (14-13)

**Head Coach: John Lentz**

Georgia College & State.....W.....	71-67
USC-Spartanburg (OT).....L.....	82-86
Florida Tech.....L.....	62-70
Oakland, Mich.....L.....	67-77
Longwood.....W.....	55-47
Elon.....L.....	60-67
Longwood.....W.....	72-61
Armstrong Atlantic St.....W.....	49-48
Francis Marion (OT).....L.....	65-69
Catawba.....W.....	77-66
Elon.....L.....	64-72
Gardner-Webb.....W.....	74-69
Newberry.....L.....	65-75
Carson-Newman.....L.....	45-48
Presbyterian.....L.....	50-61
Wingate.....W.....	59-58
Mars Hill.....W.....	81-69
Catawba (OT).....L.....	71-73
Tusculum.....W.....	79-61
Gardner-Webb.....W.....	78-59
Newberry.....W.....	83-79
Tusculum.....L.....	47-50
Carson-Newman.....W.....	69-56
Presbyterian.....W.....	73-59
Wingate.....W.....	79-66
Mars Hill.....L.....	66-75
Wingate.....L.....	61-63

## 1998-99 (4-22)

**Head Coach: John Lentz**

Henderson State.....L.....	37-72
Bowie State.....L.....	74-83
USC-Aiken.....L.....	68-80
Augusta State.....L.....	62-70
Drury.....L.....	68-96
Delta State.....L.....	70-75
Catawba.....L.....	57-63
Savannah State.....L.....	65-75
Armstrong Atlantic St.....L.....	56-63
St. Thomas.....L.....	73-76
Barry.....L.....	71-76
Gardner-Webb.....W.....	89-75
Newberry.....W.....	80-72
Carson-Newman.....L.....	70-78
Presbyterian.....L.....	61-71
Wingate.....L.....	72-78
Mars Hill.....L.....	72-81
Elon.....L.....	59-91
Catawba.....W.....	96-95
Gardner-Webb.....L.....	81-106
Newberry.....L.....	79-85

# Game Results (cont.)

Carson-Newman	L	68-75
Presbyterian	L	57-60
Wingate	L	52-65
Mars Hill	W	80-72
Catawba	L	62-77

## 1999-00 (14-12)

**Head Coach: John Lentz**

St. Augustine's	W	65-63
N.C. Central	W	71-68
Erskine	W	79-70
Barry	L	64-70
Voorhees	W	76-72
Tampa	L	59-61
Presbyterian	L	60-65
Francis Marion	W	72-50
Armstrong Atlantic State	W	69-62
Mars Hill	W	67-49
Gardner-Webb	L	70-91
Erskine	L	73-79
Tusculum	W	71-67
Newberry	W	94-58
Carson-Newman	W	70-61
Catawba	W	64-59
Presbyterian	L	67-76
Mars Hill	W	60-50
Gardner-Webb	L	82-99
Wingate	L	63-70
Tusculum	L	61-78
Newberry	W	59-55
Carson-Newman	L	72-75
Catawba	L	64-67
Wingate	W	66-56
Newberry	L	91-95

## 2000-01 (10-17)

**Head Coach: John Lentz**

West Chester	L	52-82
Assumption	W	89-76
N.C.-Asheville	L	52-63
Newberry	W	77-65
Queens	L	70-73
Augusta State	L	55-71
Lander	W	73-69
W.Va.-Tech	L	62-81
W.Va. State	L	86-89
Armstrong Atl. St.	L	48-68
Francis Marion	W	74-61
Catawba	L	63-69
Lander	L	59-69
Newberry	W	91-79
Tusculum	W	66-65
Carson-Newman	W	67-62
Presbyterian	L	59-66
Wingate	L	67-78
Mars Hill	W	68-53
Catawba	L	59-71
Newberry	L	65-66
Tusculum	W	76-52
Carson-Newman	L	59-89
Presbyterian	L	60-67
Wingate	W	84-75
Mars Hill	L	65-72
Carson-Newman	L	68-81

## 2001-02 (10-17)

**Head Coach: John Lentz**

Paine	L	65-80
Benedict	L	61-71
Charleston (W. Va.)	L	70-82
Brevard	W	82-64
Johnson C. Smith	L	58-63
Five Towns	L	52-57
Newberry	L	49-65
Brevard	L	69-72
Texas Christian	L	55-93
Paine	W	79-61
N.C.-Pembroke	L	58-60
Armstrong Atlantic St.	L	57-58
Catawba	L	78-87
Newberry	W	70-69
Tusculum	W	66-54

Carson-Newman	L	54-78
Presbyterian	W	73-67
Wingate	L	72-92
Mars Hill	W	63-61
Catawba	W	76-69
Newberry	W	72-56
Tusculum	L	64-74
Carson-Newman	L	70-75
Presbyterian	W	65-52
Wingate	L	47-67
Mars Hill	W	61-55
Tusculum	L	44-46

## 2002-03 (22-8)

**Head Coach: John Lentz**  
**SOUTH ATLANTIC CONFERENCE**  
**REGULAR SEASON CHAMPIONS**  
**FOOD LION SAC TOURNAMENT**  
**CHAMPIONS**  
**NCAA DIVISION II PLAYOFFS**

Limestone	W	92-64
S.C.-Spartanburg	L	65-68
Longwood	L	68-72
Virginia State	W	68-55
Virginia State	W	77-63
North Greenville	W	96-54
N.C.-Pembroke	W	97-55
Armstrong Atlantic State	W	77-41
Longwood	W	67-62
St. Augustine's	L	67-82
Barber-Scotia	W	67-54
Catawba	W	75-71
Newberry	W	75-59
Tusculum	L	60-69
Carson-Newman	W	69-66
Presbyterian	L	47-55
Wingate	W	73-72
Mars Hill	W	65-44
North Greenville	W	88-75
Catawba	W	79-77
Newberry	W	64-41
Tusculum	W	63-56
Carson-Newman	L	74-82
Presbyterian	W	71-61
Wingate	L	67-77
Mars Hill	W	83-63
Catawba	W	95-91
Wingate	W	85-77
Presbyterian	W	71-62
Bowie State	L	82-88

## 2003-04 (19-9)

**Head Coach: John Lentz**  
**SOUTH ATLANTIC CONFERENCE**  
**REGULAR SEASON CHAMPIONS**  
**NCAA DIVISION II PLAYOFFS**

Limestone	W	84-65
S.C.-Spartanburg	W	70-67
Longwood	L	62-63
Shawnee State	L	70-80
Longwood	W	67-64
St. Paul's	W	87-66
Fayetteville State	W	74-67
N.C.-Pembroke	W	87-53
Armstrong Atlantic St.	L	48-56
Longwood	W	78-58
Kennesaw State	W	74-71
Barber-Scotia	W	71-56
Catawba	W	79-69
Newberry	W	72-47
Tusculum	W	84-73
Carson-Newman	W	81-75
Presbyterian	W	69-44
Wingate	W	93-87
Mars Hill	W	93-62
Catawba	L	62-64
Newberry (OT)	L	74-75
Tusculum	L	72-73
Carson-Newman	L	65-73
Presbyterian	W	77-62
Wingate	W	110-82
Mars Hill	W	96-72

Mars Hill	L	72-75
Bowie State	L	81-86

## 2004-05 (17-12)

**Head Coach: John Lentz**

Winston-Salem State	W	55-53
Limestone	W	88-85
USC Upstate	L	65-72
Winston-Salem State	L	50-51
Augusta State	L	56-64
Barber-Scotia	W	76-64
Bluefield State	W	91-61
N.C.-Asheville	L	61-75
Armstrong Atlantic St.	L	63-74
USC Aiken	W	82-60
Augusta State	L	59-71
Shaw	W	72-61
Catawba	W	87-66
Carson-Newman	L	56-69
Mars Hill	W	71-65
Wingate	W	73-62
Presbyterian	L	56-58
Newberry	W	77-55
Tusculum	W	108-82
Catawba	L	55-65
Carson-Newman	W	81-73
Mars Hill	W	67-64
Wingate	W	87-78
Presbyterian	W	80-60
Newberry	L	62-77
Tusculum	L	67-68
Wingate	W	87-76
Presbyterian	W	84-82
Tusculum	L	73-79

## 2005-06 (18-10)

**Head Coach: John Lentz**  
**SOUTH ATLANTIC CONFERENCE**  
**REGULAR SEASON CHAMPIONS**

Winston-Salem State	W	64-61
USC Upstate	L	69-78
Livingstone	L	59-68
UNC Asheville	W	81-78
North Carolina Central	W	71-63
Shaw	L	74-80
Winston-Salem State (OT)	L	69-74
Armstrong Atlantic State	L	55-66
Montevallo	L	55-73
Shaw	W	59-51
Virginia State (OT)	W	79-77
Livingstone	W	83-62
Catawba	L	66-76
Carson-Newman	W	79-67
Mars Hill	W	75-72
Wingate	W	77-73
Presbyterian	W	69-55
Newberry	W	86-76
Tusculum	W	67-59
Catawba (2OT)	W	98-96
Carson-Newman	W	74-60
Mars Hill	W	83-72
Wingate	L	74-85
Presbyterian	L	62-80
Newberry	W	94-84
Tusculum	W	59-45
Mars Hill	W	84-75
Wingate	L	61-77

## 2006-07 (18-10)

**Head Coach: John Lentz**

Anderson	W	83-60
Morris	W	82-56
Belmont Abbey	W	84-72
UNC Asheville	L	59-69
Clayton State	L	49-68
Armstrong Atlantic St.	W	64-53
Francis Marion	W	55-47
Armstrong Atlantic St.	L	68-71
Augusta State	L	74-88
Barton	W	95-61
Catawba (OT)	L	82-93
Tusculum	W	72-62

Presbyterian	W	75-61
Newberry	W	61-54
Mars Hill	W	69-55
Lincoln Memorial	W	63-55
Carson-Newman	W	74-70
Wingate	W	79-67
Tusculum	W	78-66
Presbyterian (OT)	L	72-75
Newberry	W	63-54
Carson-Newman	L	80-82
Lincoln Memorial	W	59-44
Catawba	L	73-81
Wingate	L	67-81
Mars Hill	W	85-50
Lincoln Memorial	W	101-90
Catawba	L	70-74

## 2007-08 (23-7)

**Head Coach: John Lentz**  
**SOUTH ATLANTIC CONFERENCE**  
**REGULAR SEASON CHAMPIONS**  
**NCAA DIVISION II PLAYOFFS**

Virginia State	W	96-76
Charleston	W	74-64
Shaw	L	71-73
Shaw	W	76-61
Catawba	W	70-66
Belmont Abbey	W	83-66
Columbus State	W	72-43
Armstrong Atlantic State	L	45-56
Mount Olive	W	83-74
Queens	L	69-75
Tusculum	W	77-64
Brevard	W	68-61
Newberry	W	75-62
Mars Hill	W	91-85
Lincoln Memorial	W	77-61
Carson-Newman	W	106-97
Wingate	W	72-68
Tusculum	W	82-59
Brevard	W	77-45
Newberry	W	81-52
Carson-Newman	W	97-93
Lincoln Memorial	W	89-63
North Carolina Central	W	81-69
Catawba	W	79-72
Wingate	L	72-80
Mars Hill	L	68-80
Lincoln Memorial	W	96-76
Catawba	L	83-84
Virginia Union	W	76-68
Clayton State	L	69-83

## 2008-09 (18-11)

**Head Coach: John Lentz**  
**SOUTH ATLANTIC CONFERENCE**  
**REGULAR SEASON CHAMPIONS**  
**NCAA DIVISION II PLAYOFFS**

Mount Olive	W	82-71
Felician	W	83-75
Queens	W	79-62
Mount Olive	L	70-71
Barton	L	74-80
Catawba	L	85-91
Queens	W	83-64
St. Augustine's	L	49-59
Armstrong Atlantic State	L	61-65
Belmont Abbey	W	66-63
Augusta State	L	74-82
Tusculum	W	77-60
Brevard	W	71-44
Newberry	W	76-63
Mars Hill	L	61-70
Lincoln Memorial	L	62-69
Carson-Newman	W	98-95
Wingate	W	70-61
Tusculum	L	68-80
Brevard	W	78-58
Newberry	W	66-55
Carson-Newman	W	67-53
Lincoln Memorial	W	88-75
Catawba	W	83-73



# Game Results (cont.)

Wingate.....	W	76-73
Mars Hill.....	W	87-76
Carson-Newman.....	W	111-109
Catawba.....	L	68-79
USC Aiken.....	L	70-88

## 2009-10 (7-19)

Head Coach: John Lentz

Mount Olive.....	W	74-69
Limestone.....	L	70-72
Queens.....	L	84-91
Barton.....	L	92-103
Augusta State.....	L	53-70
Catawba.....	W	95-77
Barton.....	L	83-87
St. Augustine's.....	L	54-65
Armstrong Atlantic State.....	L	66-69
Georgia Southwestern.....	L	56-59
Lander.....	W	70-63
Tusculum.....	L	47-74
Brevard.....	L	68-77
Newberry.....	L	69-74
Mars Hill.....	L	83-85
Lincoln Memorial.....	L	63-69
Carson-Newman.....	L	61-66
Wingate.....	L	60-70
Tusculum.....	L	56-61
Brevard.....	L	60-65
Newberry.....	W	65-63
Carson-Newman.....	W	73-61
Lincoln Memorial.....	W	75-73
Catawba.....	L	58-69
Wingate.....	W	74-73
Mars Hill.....	L	62-80

## 2010-11 (4-22)


Head Coach: John Lentz

Mount Olive.....	L	59-63
Limestone.....	W	70-59
Queens.....	L	51-68
East Carolina.....	L	48-71
Shaw.....	L	50-65
Mars Hill.....	L	74-86
Augusta State.....	L	50-88
Newberry.....	W	76-71
Georgia Southwestern.....	L	60-63
Lander.....	L	66-72
Anderson.....	L	61-87
Wingate.....	L	58-66
Brevard.....	L	83-85
Carson-Newman.....	L	58-60
Catawba.....	L	81-85
Lincoln Memorial.....	L	34-55
Tusculum.....	L	44-53
Mars Hill.....	L	55-68
Anderson.....	L	61-69
Newberry.....	L	62-73
Wingate.....	L	58-67
Carson-Newman.....	L	57-65
Catawba.....	W	65-59
Brevard.....	L	56-65
Tusculum.....	W	56-54
Lincoln Memorial.....	L	47-65


## 2011-12 (12-16)

Head Coach: John Lentz

Queens.....	L	61-69
Limestone.....	L	66-70
St. Andrews.....	W	79-63
Mount Olive.....	L	70-80
Mars Hill.....	L	74-77
Newberry.....	L	80-93
St. Andrews.....	W	100-62
Virginia Union.....	W	73-60
Elizabeth City State.....	W	67-61
Georgia Southwestern.....	L	52-68
Lander.....	L	54-68
Anderson.....	L	72-75
Carson-Newman.....	W	66-60
Wingate.....	W	75-71
Brevard.....	W	56-45
Catawba.....	W	61-58



The 2005-06 Lenoir-Rhyne College Men's Basketball Team won the South Atlantic Conference Regular Season Championship with a record of 18-10 overall and a 11-3 mark in league play.



The L-R Men's Basketball Team finished 23-7 on the year and 12-2 in the South Atlantic Conference to go along with a regular season title and a berth in the NCAA Division II Regional Semifinals in 2007-08.

Lincoln Memorial.....	L	63-82
Tusculum.....	W	51-47
Mars Hill.....	W	77-75
Anderson.....	L	66-79
Newberry.....	W	83-81
Wingate.....	L	47-70
Carson-Newman.....	W	82-70
Catawba.....	L	60-66
Brevard.....	L	75-88
Tusculum.....	L	54-70
Lincoln Memorial.....	L	49-64
Newberry.....	L	70-85

## 2012-13 (18-9)

Head Coach: John Lentz

Limestone.....	W	94-73
Queens.....	W	53-50
Fayetteville State.....	W	55-51
West Virginia State.....	W	64-51
Anderson.....	L	65-69
Carson-Newman.....	W	69-57
Lees-McRae.....	W	87-69
Barber-Scotia.....	W	78-63
Georgia College.....	L	71-75
Lander.....	W	60-58
Wingate.....	L	44-65
Brevard.....	W	70-64
Catawba.....	W	57-51
Lincoln Memorial.....	L	72-82

## 2013-14 (16-11)

Head Coach: John Lentz

Pfeiffer.....	W	85-59
Lees-McRae.....	L	64-74
Queens.....	W	81-77
Anderson.....	W	74-73
Wingate.....	L	59-73
Brevard.....	W	78-65
Carson-Newman.....	W	68-56
Georgia College.....	L	72-76
Lander.....	W	59-72
Lincoln Memorial.....	L	60-84
Wingate.....	W	58-56
Tusculum.....	W	71-68
Newberry.....	L	127-134

Anderson.....	L	61-79
Queens.....	L	58-69
Mars Hill.....	W	87-61
Catawba.....	W	78-73
Brevard.....	W	60-59
Coker.....	W	67-58
Carson-Newman.....	L	76-81
Lincoln Memorial.....	L	61-66
Newberry.....	W	83-79
Catawba.....	W	53-49
Tusculum.....	W	67-60
Coker.....	W	77-68
Mars Hill.....	W	86-77
Newberry.....	L	79-84

## 2014-15 (8-18)

Head Coach: John Lentz

UNC Pembroke.....	L	90-98
Francis Marion.....	L	53-61
Queens.....	L	52-77
Anderson.....	W	71-68
Wingate.....	L	58-70
Allen.....	W	65-53
Ohio Valley.....	W	78-75
Brevard.....	L	56-59
Carson-Newman.....	L	76-80
Lincoln Memorial.....	L	55-67
Wingate.....	W	67-57
Tusculum.....	W	88-85
Newberry.....	W	92-86
Anderson.....	W	69-50
Queens.....	L	59-78
Mars Hill.....	L	56-66
Catawba.....	L	58-68
Brevard.....	L	63-74
Coker.....	W	46-45
Carson-Newman.....	L	53-56
Newberry.....	L	66-81
Lincoln Memorial.....	L	37-69
Catawba.....	L	75-79
Tusculum.....	L	76-85
Coker.....	L	67-73
Mars Hill.....	L	71-74

## 2015-16 (21-10)

Head Coach: Ryan Odom

NCAA DIVISION II SOUTHEAST

REGIONAL FINALISTS

UNC Pembroke.....	W	101-94
Francis Marion.....	W	102-93
Catawba.....	W	92-83
Wingate.....	W	98-88
Livingstone.....	W	105-77
St. Augustine's.....	W	78-61
Lincoln Memorial.....	L	122-123
Brevard.....	W	77-66
Tusculum.....	W	78-72
Carson-Newman.....	L	89-94
Belmont Abbey.....	W	94-68
Newberry.....	L	122-133
Anderson.....	W	83-80
Queens.....	L	102-105
Mars Hill.....	W	96-83
Coker.....	W	69-60
Wingate.....	L	79-81
Lincoln Memorial.....	L	75-86
Catawba.....	L	98-105
Tusculum.....	W	96-87
Brevard.....	W	91-79
Coker.....	W	78-67
Carson-Newman.....	W	83-64
Newberry.....	W	86-63
Anderson.....	L	70-78
Queens.....	W	94-90
Mars Hill.....	W	106-87
Newberry.....	L	90-98
King.....	W	83-79
Wingate.....	W	76-69
Lincoln Memorial.....	L	80-83

# Honors

## All-Conference Selections (pre-South Atlantic Conference)

Harry Lemon .....	1931
Lloyd Little .....	1932-33
Clarence Stasavich .....	1935
Bill Leath .....	1935
Reece McSwain .....	1936-38
Billy Tucker .....	1937
Joe Amendola .....	1937
Fred McCall .....	1948
Billy Wells .....	1948-51
Tony Sellari .....	1951-53
Rolan Baker .....	1953
Floyd Propst .....	1954-55
Bob Ortmyer .....	1954-56
Raeford Wells .....	1954-57
Walt Cornwell .....	1957
Tommy Sellari .....	1957-59
Dick Whitis .....	1958-59
Ken Norman .....	1960
Bill Reece .....	1960
Jerry Wells .....	1961-63
Tommy Burton .....	1961-63
Jim Wiles .....	1962
Ed Miastkowski .....	1964-65
R.D. Carson .....	1966-67
Aubrey Cochran .....	1967
Mark LaMoreaux .....	1968
Bill Davis .....	1969
John Davidson .....	1970
Dana Olson .....	1970
Dan Williams .....	1971-72
John Lentz .....	1972-74
Buster Mann .....	1973
Wes Phillips .....	1975
Pete Davis .....	1985
Jerome Branch .....	1986
Tim Southern .....	1988

### 1991-92

Mike Cottrell ..... First Team

### 1992-93

Larry Lentz ..... First Team  
Jeff Haddock and Tyrone McDaniel ..... Second Team

### 1993-94

Jeff Haddock ..... First Team  
Shawn Level ..... Second Team

### 1994-95

Brian Lewis ..... First Team, Player of the Year  
John Wadsworth ..... Second Team  
John Lentz ..... Coach of the Year

### 1995-96

Shun England ..... First Team  
John Wadsworth ..... Second Team

### 1996-97

Bryan Lentz ..... Freshman of the Year

### 1997-98

Randy Barnes ..... First Team, Freshman of the Year  
Bryan Lentz ..... Second Team

### 1999-00

Daniel Willis ..... First Team

### 2000-01

Daniel Willis ..... First Team, Player of the Year

### 2001-02

Ryan Pitts ..... Second Team  
Roman Davis ..... Freshman of the Year

### 2002-03

Roman Davis ..... First Team  
Randy Mauldin ..... Second Team  
John Lentz ..... Coach of the Year

### 2003-04

Roman Davis ..... First Team, Player Of The Year  
Ryan Pitts ..... Second Team

### 2004-05

Roman Davis ..... First Team, Player Of The Year

### 2005-06

Josh Kindred ..... First Team  
Josh Rudder ..... Second Team  
Donte Watson ..... Freshman Of The Year  
John Lentz ..... Coach Of The Year

### 2006-07

Reggie Bratton ..... First Team  
Josh Kindred ..... Second Team

### 2007-08

Reggie Bratton and Josh Kindred ..... First Team  
Josh Rudder ..... Second Team  
John Lentz ..... Coach Of The Year

### 2008-09

Elliott McDowell ..... First Team  
D.J. Blackmon and Josh Rudder ..... Second Team  
John Lentz ..... Coach Of The Year

### 2009-10

D.J. Blackmon ..... First Team

### 2012-13

Denzel Dillingham ..... First Team

### 2013-14

R.J. McClure ..... Second Team

### 2015-16

Keenan Palmore ..... First Team, Player Of The Year  
Will Perry ..... Second Team

## All-Americans

### 1954-55

Raeford Wells ..... NAIA First Team

### 1955-56

Raeford Wells ..... NAIA Second Team

### 1956-57

Raeford Wells ..... NAIA First Team

### 1961-62

Jerry Wells ..... NAIA First Team

### 1962-63

Jerry Wells ..... NAIA Second Team

### 1992-93

Larry Lentz ..... NAIA Honorable Mention

### 2000-01

Daniel Willis ..... NCAA Division II First Team

### 2015-16

Keenan Palmore ..... NCAA Division II Second Team

## All-South Atlantic Conference

### 1989-90

Mark Jackson and Jody Petty ..... First Team  
John Lentz ..... Coach of the Year

### 1990-91

Mike Cottrell ..... First Team  
Jody Petty ..... First Team, Player of the Year



## Honors (cont.)

### 1,000-Point Club

1. Raeford Wells (1953-57).....	2,628
2. Daniel Willis (1997-01).....	1,980
3. Bob Ortmeyer (1952-56).....	1,902
4. Jerome Branch (1982-86).....	1,850
5. John Lentz (1970-74).....	1,755
6. Mark Lamoreaux (1964-68).....	1,647
7. Roman Davis (2002-05).....	1,619
8. Garry Brown (1974-78).....	1,605
9. Jerry Wells (1959-63).....	1,579
10. Ken Norman (1956-60).....	1,561
11. Ed Miastkowski (1962-66).....	1,531
12. Josh Rudder (2004-09).....	1,477
13. Mike Cottrell (1988-92).....	1,456
14. Jeff Haddock (1991-94).....	1,453
15. Tony Sellari (1948-52).....	1,451
16. John Wadsworth (1991-96).....	1,443
17. Reggie Bratton (2004-08).....	1,418
18. D.J. Blackmon (2007-12).....	1,390
19. Bryan Lentz (1996-00).....	1,346
20. Tommy Burton (1959-63).....	1,311
22. Will Perry (2012-16).....	1,267
23. Josh Kindred (2004-08).....	1,263
24. Vernon Long (1968-72).....	1,253
25. Tony Connelly (2002-05).....	1,252
26. Roland Baker (1951-55).....	1,227
27. Jim Wiles (1960-63).....	1,221
28. Randy Mauldin (2001-04).....	1,207
29. Lawrence Green (1985-89).....	1,188
30. Charles Parker (1976-78).....	1,186
Floyd Parker (1953-56).....	1,186
32. Billy Wells (1947-51).....	1,173
33. Shun England (1992-96).....	1,151
Aubrey Cochrane (1963-67).....	1,151
35. Mark Jackson (1986-90).....	1,147
36. Bill Davis (1965-69).....	1,122
37. Rocky Costa (1974-77).....	1,116
38. Jeff Jones (1980-84).....	1,106
39. Rick Peak (1969-73).....	1,103
40. David Wells (1964-68).....	1,102
41. Marcus Springs (2002-04, 05-07).....	1,101
42. Jody Petty (1987-91).....	1,089
43. R.J. McClure (2010-14).....	1,065
44. John Jones (1987-91).....	1,063
45. Brian Lewis (1991-95).....	1,059
46. Neill McGeachy (1961-65).....	1,058
47. Dick Whitis (1957-59).....	1,037
Jason Coleman (1988-92).....	1,037
49. Larry Lentz (1989-93).....	1,035
50. Tyrone McDaniel (1989-93).....	1,034
51. Ryan Pitts (2001-04).....	1,020
52. Tommy Sellari (1955-59).....	1,015
53. Johnny Davidson (1968-70).....	1,010
54. Allan Jones (2010-14).....	1,000

### The Championship Teams

#### 1932-33

Lenoir-Rhyne wins the North Conference with a regular season mark of 9-5.

#### 1951-52

The Bears finish the regular season in tie for fifth but wins the North State Tournament Championship with wins over East Carolina (85-72), Guilford (71-65) and High Point in the final, 74-59.

#### 1956-57

L-R rolls to a 16-0 regular season conference mark and enters the tournament as the top seed. The Bears take the title with wins over Guilford (70-58), Atlantic Christian (90-70) and Western Carolina (71-58). The '57 team is still the winningest team of all-time with a 24-2 mark and a .938 winning percentage.

#### 1957-58

The Bears go 15-1 during the regular season is the No. 1 seed in the tournament. L-R downs Catawba (77-59), Western Carolina (53-51) and High Point (79-54) for the title. Lenoir-Rhyne, with wins over East Carolina (102-79) and Belmont Abbey (61-53), advances to the NAIA National Tournament in Kansas City, Mo., and is beaten by Drury, 78-73, in the first round.

#### 1958-59

Although the Bears are beaten in the conference tournament, they rebound to defeat East Carolina (95-74) and Western Carolina (48-42) in the district championship and advance to the NAIA National Tournament (Kansas City, Mo.) for the second straight year. L-R makes it all the way to the NAIA national quarterfinals with wins over Northern Michigan (90-67) and then-undefeated Grambling (88-78) before losing to Southwest Texas, 80-78.

#### 1962-63

The Bears win the most games in school history (26-5) as well as capturing the Carolinas Conference Championship. L-R beats Elon (56-55), Western Carolina (56-50) and High Point for the title, 63-47.

#### 1963-64

L-R captures the Carolinas Conference Tournament Championship despite entering the tourney as the No. 5 seed. The Bears upend Catawba (57-51), Pfeiffer (72-58) and High Point, 31-30, in a slowdown game.

#### 1973-74

Lenoir-Rhyne, as the No. 4 seed in the Carolinas Conference Tournament, wins the title with victories over Pfeiffer (88-87), Elon (73-71) and Mars Hill (65-53).

#### 1984-85

The Bears play in the tournament for the first time in 10 years and win with victories over Elon (54-53), Pembroke St. (87-72) and Catawba, 62-58, in the championship game. L-R, with 21 wins on the year, was seeded third in the tournament.

#### 1989-90

The Bears finish 21-6, win the first-ever South Atlantic Conference Regular Season Championship and advanced to the NAIA District Finals before falling, 98-96, to Pfeiffer.

#### 1990-91

Lenoir-Rhyne wins its second consecutive SAC Regular Season Title, earns a berth in the NAIA Playoffs and finishes 22-7.

#### 1991-92

L-R (20-10) wins its first-ever Food Lion/South Atlantic Conference Championship with triumphs over Wingate (78-63), Elon (67-56) and Presbyterian (72-66). The Bears fall to Pfeiffer in the NAIA Playoffs, 97-79.

#### 1992-93

One of Lenoir-Rhyne's greatest teams of all time, the Bears finish 25-7 on the year including a 17-2 mark in the team's last 19 games. L-R captures the Food Lion/SAC Tournament Title, wins the NAIA District 26 Championship and advances all the way to the NAIA National Quarterfinals. The Bears, in their third all-time appearance at the national tournament, defeat Wisconsin-Stevens Point (77-74), Oklahoma City (85-67), before falling to Hawaii-Pacific by 79-76 count.

#### 1994-95

L-R wins the South Atlantic Conference Regular Season and Tournament Titles and earns a berth in the NCAA Division II Playoffs for the first time ever. The Bears fall to Johnson C. Smith, 72-71, in the first round of the playoffs.

#### 2002-03

The Bears win 20 games for the first time in a decade (22-8) and win both the SAC Regular Season and Tournament Titles. L-R falls to Bowie State, 88-82, in the first round of the NCAA Division II Playoffs.

#### 2003-04

L-R won its second straight SAC Regular Season Title (19-9) and earned another berth in the NCAA Division II Playoffs. Once again, the Bears fell to Bowie State, 86-81. L-R was dominant on the road (15-5), but played sparingly at home (4-4).

## Honors (cont.)

### 2005-06

L-R, picked to finish fifth in the coaches preseason poll, pulled off the improbable by winning the league crown for the third time in four years. The Bears (18-10) also overcame a 3-6 start and rolled to the title with freshmen and sophomores.

### 2007-08

Lenoir-Rhyne has one of its best seasons in recent memory, finishing with a 23-7 record and 12-2 mark in league play. L-R captures a share of the SAC Regular Season Title and advances to the semifinals of the NCAA Division II South Atlantic Regional Tournament.

### 2008-09

An eight-game winning streak at the end of the year sparked L-R (18-11) to its fifth SAC Regular Season Title in seven seasons and a subsequent berth in the NCAA Division II Playoffs.

### 2015-16

For the first time in school history, Lenoir-Rhyne earned a berth in the NCAA Division II Southeast Regional Championship game. Under the leadership of first-year mentor Ryan Odom, the Bears went 21-10 on the year including a 14-8 mark in South Atlantic Conference play. In the playoffs, the Bears defeated King (83-79) and Wingate (76-69) before falling to Lincoln Memorial by a 103-80 score in the Round of 16. LMU would eventually fall in the national championship game.



**The 2015-16 Lenoir-Rhyne Men's Basketball Team advanced to the NCAA Division II Southeast Regional Championship for the first time in school history. The Bears, under first-year mentor Ryan Odom, went 21-10 on the year including a 14-8 mark in league play.**



**Will Perry set a school single-season record for three-pointers made with 101 during the 2015-16 campaign. Perry was an all-league performer that season as well.**



**Keenan Palmore had one of the greatest seasons in school history in 2015-16. Palmore earned NCAA Division II All-American honors and was named the SAC and Southeast Region Player Of The Year after leading the league in points (21.9), rebounds (9.2) and assists (6.4).**